



The Police, Fire and Crime Commissioner for Cumbria  
**STATEMENT OF ACCOUNTS**  
2023/24



[www.cumbria-pcc.gov.uk](http://www.cumbria-pcc.gov.uk)



Police and Crime Commissioner  
for Cumbria

Statement of Accounts 2023/24


## About this Publication

This publication contains both the single entity financial statements for the Police and Crime Commissioner for Cumbria (the Commissioner) and the financial statements for the group position which incorporates those of the Chief Constable for Cumbria Constabulary.



The Statement of Accounts for 2023/24 is available on the Commissioner's website at [www.cumbria-pfcc.gov.uk](http://www.cumbria-pfcc.gov.uk).

The corresponding accounts for the Chief Constable can be found on the Constabulary website at: [www.cumbria.police.uk](http://www.cumbria.police.uk)



The Statement of Accounts is also available in printed format from the office of the Police and Crime Commissioner for a nominal fee of £15 per copy.

## Alternative Formats



You can get a copy of this document in different formats such as large print, Braille, audio, or in a different language by calling 01768 217734

### Bengali

আপনি 01768 217734 এই নম্বর ফোন করে, বিভিন্ন ফরম্যাট যেমন বড় প্রিন্ট, ব্রেইল, অডিও বা একটি ভিন্ন ভাষাতে এই নথিটির একটি কপি পেতে পারেন।

### Cantonese

如果您想获取该文件的不同版本，如：大字体印刷、盲文、音频或不同语言版本，请致电：01768 217734。

### Lithuanian

Paskambinę telefonu 01768 217734, galite užsisakyti šio dokumento kopiją įvairiais formatais, pavyzdžiui, atspausdintą dideliu šriftu, Brailio raštu, užsisakyti garso įrašą arba gauti dokumentą, išverstą į norimą kalbą.

### Polish

Aby otrzymać kopię tego dokumentu w innych formatach, takich jak duży druk, druk Braille'm, audio, lub w innym języku proszę dzwonić pod numer 01768 217734.

### Portuguese

Podemos obter uma cópia deste documento em vários formatos, como por exemplo em Braille, áudio, ou numa outra língua. Para tal ligue para o 01768 217734.

### Turkish

01768 217734'u arayarak, bu dokümanın bir kopyasını büyük puntolu, körler için kabartmalı, ses dosyası gibi değişik formatlarda veya farklı bir dilde edinebilirsiniz

# Police, Fire and Crime Commissioner for Cumbria

## Statement of Accounts 2023/24

### Contents

PFCC Chief Finance Officer Narrative Report

Responsibilities for the Statement of Accounts

Auditors Report to the Commissioner

Core Financial Statements

- Comprehensive Income and Expenditure Statement
- Movement in Reserves
- Balance Sheet
- Cash Flow Statement

Notes to the Accounts

Police Officer Pension Fund Account

Glossary of Terms

Annex A - Statement of Accounting Policies

Annex B – Technical Annex – Financial Instruments

Annex C – Technical Annex - Pension Disclosures

Annex D – Annual Governance Statement

Page

3-28

29

30-35

36-44

38-39

40-41

42

43-44

45-101

102-103

104-106

107-109

110-115

116-127

AGS 1-40

The PFCC CFO Narrative Report. For a quick, highly summarised version of this Statement of Accounts please read the next 26 pages. The full story starts on page 29, please read that too.

Please see page 45 for a full list of the notes to the accounts and cross references to page numbers.

Throughout this publication wherever a word, phrase or acronym is shown in teal coloured text and underlined an explanation is provided in the Glossary of Terms.



## Introduction

I am pleased to introduce the financial Statement of Accounts for the 2023/24 financial year. This financial statement sets out both the single entity statements of the Police, Fire and Crime Commissioner for Cumbria and the consolidated group position, incorporating the statements of the Chief Constable of Cumbria Constabulary. The accounts are published in accordance with the Accounts and Audit Regulations 2015.

This section of the statements is the Narrative Report. The purpose of the report is to offer readers a guide to the most significant matters reported in our statement of accounts. It sets out our overall financial position and a series of mini statements summarising and explaining the primary financial statements. It includes information on our performance and value for money. A commentary is also provided to set out the major influences impacting our income and expenditure in the current and future financial years.

By providing this information we aim to support our readers with an understandable and informative narrative on those matters most significant to our financial position and our financial and non-financial performance. This narrative report is provided as part of the overall publication of the financial statements and also as a standalone report. It can be accessed through the Commissioner's website: [www.cumbria-PFCC.gov.uk](http://www.cumbria-PFCC.gov.uk) together with the single entity statements of the Chief Constable.

## Statutory Framework

The Police, Fire and Crime Commissioner was established as a statutory entity under the Police Reform and Social Responsibility Act 2011 (PRSRA 2011). The PRSRA 2011 provides that there will be a Police, Fire and Crime Commissioner for each police area with responsibility for ensuring the maintenance of the police force for the area, securing that the police force is efficient and effective and holding the Chief Constable to account. The Commissioner has wider responsibilities than those solely relating to the police force. These include responsibility for the delivery of community safety and crime reduction, the enhancement of the delivery of criminal justice in their area and providing support to victims.

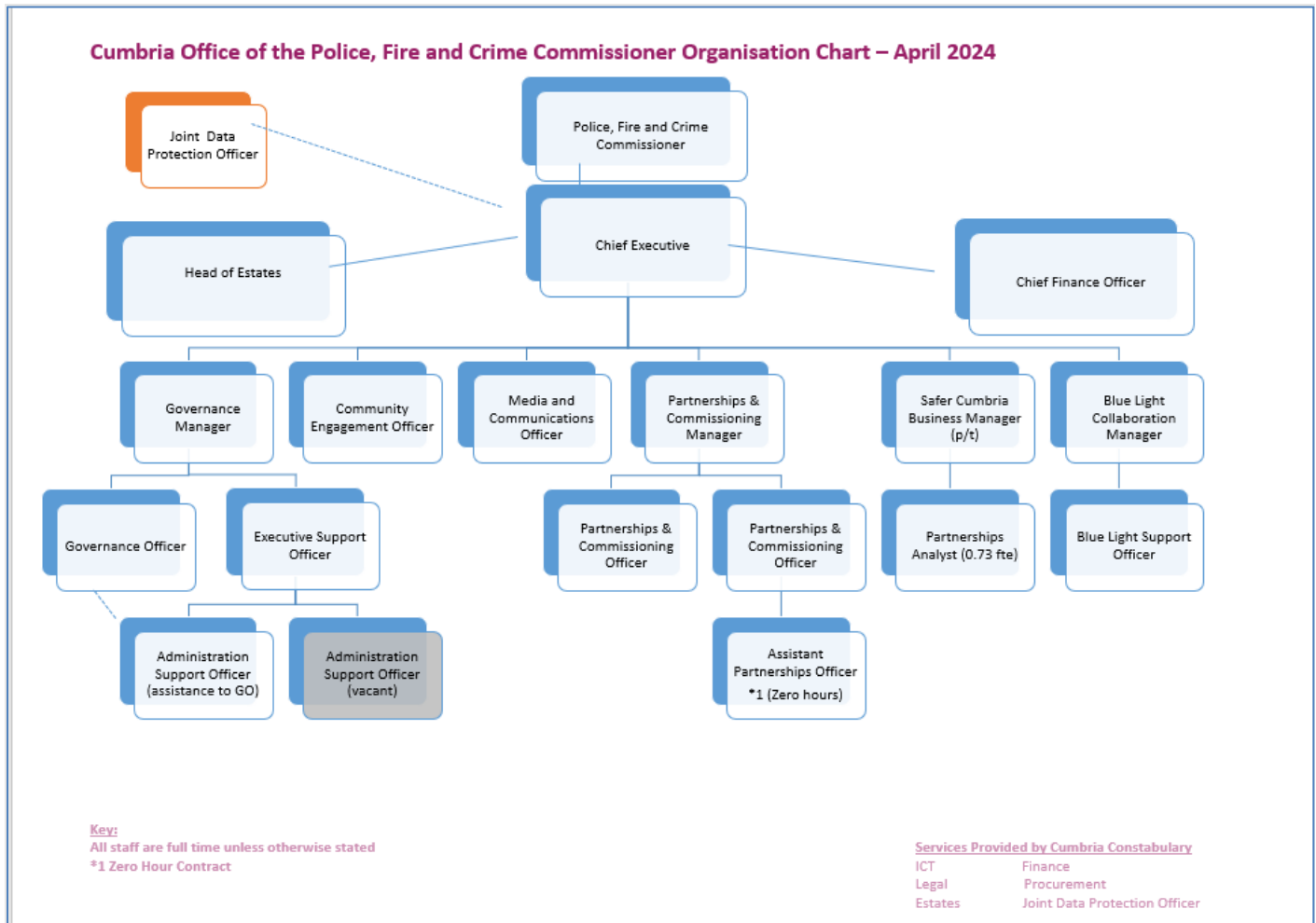
The PRSRA 2011 also established the Chief Constable as a separate statutory entity, distinct from the Commissioner and with operational independence. The Chief Constable is responsible for maintaining the King's peace and the exercise of police powers. The Chief Constable is accountable to the Commissioner for leadership of the force, the delivery of efficient and effective policing and the management of resources and expenditure.

The PRSRA 2011 sets out the statutory financial framework for the Commissioner and Chief Constable. The legislation provides for the Secretary of State to issue a financial code of practice in relation to the proper administration of financial affairs. The Home Office under the legislation issues a Financial Management Code of Practice for the Police Forces of England and Wales.

The Code supports the statutory framework further setting out the financial relationships and requirements for the Commissioner and Chief Constable.

This financial framework provides that the Commissioner receives all funding, including government grants, council tax income and other sources of income related to policing and crime reduction. The Commissioner decides the budget, allocating assets and funds to the Chief Constable. This, in addition to the powers of the Commissioner to set the strategic direction for policing, appoint, and dismiss the Chief Constable, creates a subsidiary relationship between the Commissioner and the Chief Constable. As such, the Commissioner must publish a set of group accounts in addition to single entity accounts. The Chief Constable must publish single entity accounts and provide information to the Commissioner to support the publication of the group accounts.

## Our Organisation



The Police, Fire and Crime Commissioner is supported by an office of 16.3 FTE staff, this includes two statutory officers.

The Chief Constable is accountable to the Commissioner and has responsibilities to support the Commissioner in the delivery of the strategy and objectives set out in the Police and Crime Plan. Both entities have appointed a Joint Audit Committee and a Joint Ethics and Integrity Panel. The Committee and Panel comprise independent members to oversee arrangements for governance, including financial reporting and the arrangements for integrity and ethical behaviour. Four Custody Visiting Panels fulfil the statutory requirement for independent review of custody. Membership of the panels at the end of 2023/24 were: Barrow 11, Kendal 9, North Cumbria 10 and West Cumbria 12.

# Chief Finance Officer Narrative Report

## Our Goals

The Commissioner sets the strategic direction for policing and wider interventions within the Police and Crime Plan. The vision for our plan is that Cumbria remains a safe place to live, work and visit, where the public has a say in policing and organisations and community groups work together to address the causes of crime, as well as the consequences. Key priorities include a focus on victims, **reducing violence against women and girls, reducing domestic abuse** reducing anti-social driving, preventing rural crime, reducing drug use and drug-related crimes, reducing reoffending and preventing cyber-crime.

We work to achieve this by holding the Chief Constable to account for the delivery of effective policing and by commissioning a range of activity and interventions with the Constabulary and our wider partners. The Police, Fire and Crime Commissioner launched the Police and Crime Plan 'Keeping Cumbria Safe' in November 2021 setting out our future strategy and goals.

## Our People

Our people are the most important resource we have in achieving our goals. Our values commit to having an empowered staff who are high performing, professional and have high levels of satisfaction in their roles. The Commissioner's Office and Constabulary perform well in relation to the gender diversity of the workforce. At Chief Officer Level, excluding the elected Police, Fire and Crime Commissioner, 64% of the single entity Chief Officers are male as are 100% of senior managers. A breakdown by gender of the number of men and women across the organisation at the end of the financial year and the number of men and women who were managers is set out below.

Actual Employees as at 31 March 2024	PFCC		Total FTE
	Male FTE	Female FTE	
<b>PFCC Single Entity</b>			
Chief Officers	1.8	1.0	<b>2.8</b>
Senior Management	1.0	0.0	<b>1.0</b>
All Other Employees	1.0	11.5	<b>12.5</b>
<b>Total PFCC Employees</b>	<b>3.8</b>	<b>12.5</b>	<b>16.3</b>
<b>Group</b>			
Chief Officers	11.8	3.0	<b>14.8</b>
Senior Management	8.0	6.0	<b>14.0</b>
All Other Employees	998.4	1,032.8	<b>2,031.2</b>
<b>Total Group Employees</b>	<b>1,018.2</b>	<b>1,041.8</b>	<b>2,060.0</b>

## Chief Executive Report

The Commissioner has nearly finished his eighth and final year in Office.

At the start of 2023/24, the Commissioner became the Cumbria Commissioner Fire and Rescue Authority following the transfer of Fire governance due to Local Government Reorganisation. The Fire and Rescue Authority produce their own set of accounts and are not part of the OPFCC/Constabulary group.

During the year the Commissioner has been able to further embed the Police and Crime Plan with the support of the Constabulary and partners. This has helped establish effective relationships with key local government, criminal justice, health and third sector partners to develop initiatives and commission activities to reduce crime, support victims and enhance community safety and criminal justice.

The Police and Crime Plan contains the police and crime objectives, which all contribute toward achieving the Commissioner's overall aim 'to keep Cumbria safe'. Objectives are monitored through Public Accountability Conferences; a public meeting where the Commissioner holds the Chief Constable to account. This structure has been in place for several years and works well.

The Commissioner has continued to provide a range of services for victims and specific services for victims of sexual violence, domestic violence and perpetrator programmes. During 2023/24, the Commissioner has also managed additional funding to help local charities supporting victims of domestic abuse, **violence against women and girls** and sexual violence to deal with increased demand for services.

The Commissioner has well established financial and governance frameworks necessary to fulfil statutory, regulatory and best practice requirements, supported by the relevant professional bodies for local government and policing. This benefits from continuous development to ensure the office continues to meet the highest standards.

Public consultation and engagement are paramount to the Commissioner as he is the 'voice' for the people of Cumbria for policing. A wide range of diverse opportunities are available for the public to speak directly to the Commissioner, when the Commissioner is out in the community or by speaking to groups directly. This is further supported by the public contacting the Commissioner by email and letter, with 682 people contacting the Commissioner in this way during 2023/24. The main themes raised in this year were in relation to, police service dissatisfaction, anti-social behaviour, anti-social driving and firearms licencing.

# Chief Finance Officer Narrative Report

The Commissioner undertook a successful public consultation for the increase in the council tax precept for 2023/24, with **411 respondents and 50% supporting the proposal**. As a result of the public consultation, the views of the Chief Constable and the unanimous support of the Police and Crime Panel, the Commissioner took the decision to increase council tax precept by £9.96 for a Band A property and £14.94 for a Band D property.

The Commissioner has continued to hold the Chief Constable to account at regular Public Accountability Conferences and weekly 1-2-1s with the Chief Constable focusing on performance in terms of crime and anti-social behaviour.

This is further supported by the independent inspectorate; His Majesty's Inspectorate of Constabulary and Fire & Rescue Services (HMICFRS), external and internal auditors to assist in the scrutiny of governance, finance, risks and internal control. In conjunction with the Constabulary the Commissioner also operates a Joint Audit Committee and an Ethics and Integrity Panel.

The Commissioner's staff embrace the fast-moving pace of the Office and this is evident from the work that is on-going with the Commissioner launching several key strategic campaigns in support of the Police and Crime Plan and commissioning developments and **the integration of Cumbria Fire and Rescue Service**. The Office is well placed to deal with the new challenges that we are expecting in 2024/25 and in the future as the role of the Commissioner continues to develop with additional responsibilities. Elections will take place in May 2024 and will see a newly elected Commissioner take office.

Particular attention is being directed to the continuing successful integration of Cumbria Fire and Rescue into the Commissioners portfolio following local government reform in Cumbria from April 2023. The integration work will see opportunities for collaboration between blue light services developed with a view to increasing efficiencies for both policing and fire services.

## Finance Review

### 2023/24 Grant Settlement and Budget

The Commissioner set a combined net revenue budget of £124.957m for 2023/24 on 16 February 2023. Funding of this amount came from the Police Grant settlement (£72.875m) and income from Council Tax (£52.082m). Core Government grant income increased by 0.37% from 2022/23 with an additional £2.3m grant ringfenced for the Government's Uplift Programme to recruit 20,000 additional officers nationally by 2023/24. The budget represented an increase of the Council Tax precept by 5.3%, taking the Commissioner's proportion of the band D equivalent tax to £297.09 per annum. The effect of the increase is to support the medium term financial forecast and maintaining existing policing services through a period of higher inflationary pressures. The budget provided funding for the Chief Constable of £144.057m comprising a £149.312m expenditure budget to support policing and an income budget of



# Chief Finance Officer Narrative Report

(£5.255m). The Commissioner's budget provided £3.245m for Commissioned Services, to provide funding for partnership working across the Commissioner's wider community safety, crime reduction and victim support responsibilities and £0.896m for the Office of the Police, Fire and Crime Commissioner.

The capital budget was set at £9.080m including schemes approved in the year and the effect of the 2022/23 capital outturn position. Capital expenditure is made up broadly of expenditure on assets that have a useful life of beyond one year. Approximately 65% of the programme related to investment in ICT, with the remainder being made up estates works, the cyclical replacement of fleet vehicles and operational equipment. The budget was funded from a combination of Revenue Contributions (0.609m), capital grants (£1.709m) (£0.277m), reserves (£1.99m) (£1.821m) and a borrowing requirement (£3.020m) (£6.373m).

The table below shows the summary revenue budget for 2023/24 as set on 16 February 2023, the revised budget (taking into account budget changes made during the year) and the outturn position. The presentation below is as the figures are reported throughout the year in the management accounts. At the year-end a number of technical accounting adjustments (required by proper accounting practice) are made. For this reason, the outturn in the table below will not reconcile directly to the Summary Comprehensive Income and Expenditure statement on page 12.

## Summary Budget and Outturn

Summary Budget & Outturn	Base	Revised	(Under)/	
	Budget	Budget	Outturn	Overspend
	2023/24	2023/24	2023/24	2023/24
	£000s	£000s	£000s	£000s
Constabulary Budget	144,057	145,127	145,618	491
Office of the PFCC	910	1,190	1,226	36
Other PFCC Budgets	14,958	9,155	9,211	56
Grants/Contributions	(29,228)	(33,367)	(33,858)	(491)
<b>Net Expenditure before reserves movements</b>	<b>130,697</b>	<b>122,105</b>	<b>122,197</b>	<b>92</b>
To/(From) Reserves	(5,740)	2,833	2,741	(92)
<b>Net Expenditure</b>	<b>124,957</b>	<b>124,938</b>	<b>124,938</b>	<b>0</b>
Government Grants	(72,875)	(72,856)	(72,856)	0
Council Tax	(52,082)	(52,082)	(52,082)	0
<b>Total External Funding</b>	<b>(124,957)</b>	<b>(124,938)</b>	<b>(124,938)</b>	<b>0</b>

The Constabulary gross expenditure budget is made up of funding for employee costs, amounting in total to £131.550m, which is broken down into Police Officers £97.668m, PCSOs £2.257m, Police Staff £28.480m and other employee costs of £3.145m. The remainder of the budget relates to non-staff costs including, transport costs of

# Chief Finance Officer Narrative Report

£2.555m and supplies/other costs of £15.207m. Income of (£5.255m), which is generated through policing activities, is also shown within the Chief Constable's budget.

The Commissioner's budgets comprise the costs of running his office £1.190m and the net position on a range of other costs. These include estates costs £6.045m for premises used by the Constabulary and Commissioner, Commissioned Services and Sexual Assault support £3.215m to deliver the Police and Crime Plan and budgets to finance capital expenditure and the costs of technical accounting adjustments. PFCC other budgets also include the costs of insurance and past pension costs.

## In-Year Financial Performance

Revenue Expenditure: The out-turn position for 2023/24 is an overspend of £0.092m. The overall overspend is made up of an underspend of (£0.399m) on the budgets managed by the Commissioner and overspend of £0.491m on those held by the Constabulary. The core overspend equates to 0.07% of the revised net budget of £124.938m, which is within the target for the revenue expenditure to be within 1% of the budget at out-turn.

In overall terms budgets managed by the Commissioner were (£0.399m) under budget. This was largely attributable to a combination of, increases in investment income (£0.286m) and grants and contributions (£0.296m) offset by increases in premises costs £0.052m, council tax support for care leavers £0.022m, increased contributions to provisions for insurance and legal claims £0.163m.

In 2023/24 the Constabulary was £0.491m over budget. The officer pay budget was overspent by £1.119m because pressure on overtime budgets offset by changes to the workforce plan and a conscious decision to recruit additional uplift officer targets asap to secure additional specific grant from the home office. The transport budget was overspent (£0.350m) largely as a result of the increase in inflation vehicle fuel and repairs and maintenance.

However, this was offset by savings on police staff (£0.401m), PCSO (£0.394m) and additional income (£0.421m).

It is intended that of the group overspend of £0.092m is funded from the budget support reserve. Detailed outturn reports which explain the full range of variances can be found on the budget and finance section of the Commissioner's website.

The Commissioner maintains the Police Property Act Fund. The fund has been accumulated over a period of time as a result of the disposal of property coming into the possession of the police under the Police Property Act 1987 and the Powers of the Criminal Courts Act 1973. Community groups and individuals can submit applications for funding

on a quarterly basis. During 2023/24 awards totaling £0.154m were made to 73 groups. As at 31 March 2024 the Police Property Act fund balance stood at £0.002m.

The 2023/24 Capital Expenditure Outturn amounted to £4.061m against a revised budget of £9.176m. Whilst the variance of 50% against planned expenditure was significantly above the target of 8%, there were continuing extenuating circumstances in 2023/24, as the knock-on effects of the pandemic has continued to impact on global supply chains particularly for vehicles. There have also been delays in delivering projects some of which are attributable to strategic options appraisal. Nevertheless, progress was made in capital investment during 2023/24 including up-grading the digital infrastructure and provision of mobile devices, digitisation of firearms licensing, development of a records management system, upgrade of county wide CCTV, alterations to the learning and development centre and cyclical replacement of the vehicle.

## The Financial Statements

This section of the narrative report provides an explanation of the various parts of the financial statements alongside a high-level summary and narrative on the financial position. The aim of the statements are to demonstrate to the reader the overall financial position of the Commissioner at the end of the financial year, together with the cost of the services provided during the year and the financing of that expenditure. The reporting format is specifically designed to meet the requirements of the Code of Practice on Local Authority Accounting. A series of notes are provided to assist readers in their understanding of the statement, whilst the presentational format is designed to make for easier reading by those who access the document through the Commissioner's website. The key financial statements are:

- The Comprehensive Income and Expenditure Statement (CIES)
- The Movement in Reserves Statement (MiRS)
- The Balance Sheet (BS)
- The Cash Flow Statement (CFS)
- The Police Officer Pension Fund Accounts

### Comprehensive Income and Expenditure Statement

# Chief Finance Officer Narrative Report

The Comprehensive Income and Expenditure Statement (CIES) shows the cost of policing and other services provided in the year and the income from government grants and council tax that fund those services. The CIES is shown on page 38 of the full statement of accounts. An expenditure and income analysis that sets out what those costs are (e.g. staffing, transport etc.) is provided in note 6 on page 57.

The table below sets out a summary CIES statement.

Summary CI&ES	Gross Expenditure 2023/24 £000s	Gross Income 2023/24 £000s	Net Expenditure 2023/24 £000s
Cost of Police Services	130,015	(24,500)	105,515
<b>Cost of Services</b>	<b>130,015</b>	<b>(24,500)</b>	<b>105,515</b>
Other Operating Expenditure	16,545	(16,516)	29
Financing Costs and Investment Income	57,576	(10,242)	47,334
Council Tax and Grant Income	0	(130,398)	(130,398)
<b>(Surplus)/Deficit on the Provision of Services</b>	<b>204,136</b>	<b>(181,656)</b>	<b>22,480</b>
Other Comprehensive Income and Expenditure			(6,180)
<b>Total Comprehensive Income and Expenditure</b>			<b>16,300</b>

The statement shows that the net cost of providing services in the year amounted to £105.515m, which is predominantly the costs of policing.

In addition to showing the cost of services, the CIES also sets out net financing costs of £47.334m. The most significant element of financing costs comprise pension charges £47.863m. These charges are calculated in accordance with generally accepted accounting practices and do not all need to be funded in the 2023/24 financial year. Financing costs also include the costs of borrowing (capital financing). These costs are extremely low other than those that fund the Workington PFI building.

This is because the capital programme is funded internally using cash reserves to reduce investment risk and reflect the relatively low interest rates available on investing such balances, although it is recognised that this may change given the recent increases to interest rates. At the end of the financial year £20.799m (inclusive of PFI contract) of the capital programme is funded by the use of cash backed internal reserves rather than borrowing from the open market. At some point in the future, due to a planned reduction in reserves, the Commissioner will need to consider external borrowing.

# Chief Finance Officer Narrative Report

Showing expenditure and income within this statement in accordance with generally accepted accounting practices results in expenditure exceeding income (a deficit on the provision of services) by £22.480m. A further 'Statutory Accounting' adjustments in relation to the revaluation of land and buildings and actuarial changes on the pension schemes of (£6.180m) classed as income through the 'other comprehensive income and expenditure' line results in an overall position on the statement of a deficit of (£16.300m). This is an accounting deficit that is taken to Unusable Reserves. Page 9 of this summary sets out the out-turn position based on the management accounts and excluding the technical accounting entries required for the CI&ES. The management accounts show an overspend of £0.092m against the 2023/24 budget.

## Movement in Reserves Statement

This statement shows the different reserves held by the Commissioner. These are analysed into 'Usable Reserves' and 'Unusable Reserves'. Usable reserves can be used to fund expenditure. They may help to pay for future costs or reduce the amount we need to raise in council tax to meet our expenses. Unusable Reserves are principally technical accounting adjustments. The Movement in Reserves Statement shows the opening balance on all reserves at the start of the year, movements in year and the closing balance. The Movement in Reserves statement is shown on page 40 in the full statement of accounts. The table below sets out a summary movement in reserves statement.

Summary Movement in Reserves	Balance 31/03/2023 £000s	Movements 2023/24 £000s	Balance 31/03/2024 £000s
Police Fund	4,000	0	4,000
Earmarked Revenue Reserves	19,681	3,477	23,158
Earmarked Capital Reserves	3,632	(1,619)	2,013
Capital Receipts	2,359	(128)	2,231
Capital Grants Unapplied	1,728	(1,728)	0
<b>Total Usable Reserves</b>	<b>31,400</b>	<b>2</b>	<b>31,402</b>
Unusable Reserves	(1,013,445)	(16,302)	(1,029,747)
<b>Total Reserves</b>	<b>(982,045)</b>	<b>(16,300)</b>	<b>(998,345)</b>

Movements in usable reserves for 2023/24 show a net balance of £2k. This is the cumulative position recording the amounts we have drawn down from and contributed to specific (earmarked) reserves to help fund expenditure during the year. There are separate accounts to record our receipt and use of income from the sale of property and government grants for capital expenditure.

At the end of the year, the Police Fund at 31 March 2024 stands at £4.0m and provides for unplanned financial risks. Earmarked revenue reserves are £23.158m. These reserves provide for a number of specific operational

contingencies, one off budget/project costs and funding to meet future liabilities in respect of insurances and the PFI contract. The balance of capital reserves as at 31 March 2024 was £2.013m, capital reserves are those set aside to fund the capital programme. Further detail on earmarked reserves is provided within note 8 to the statement of accounts on pages 62-63.

At the 31<sup>st</sup> March 2024 we have negative unusable reserves of (£998m). Unusable reserves provide a mechanism through which transactions are entered into the accounts in accordance with accounting standards. They also provide the means to manage differences in the timing and calculation of those transactions and the actual expenditure or income we need to charge to our accounts. For example, our properties are regularly re-valued. When this happens any increase in their value is shown in a revaluation reserve. The reserve 'records' the additional income we may receive when the property is sold, but it is 'unusable' until we decide to dispose of the property and achieve a sale. When we sell, the revaluation reserve will be reduced by any increase in value that was recorded before sale. The actual income we receive will be shown in our usable capital receipts reserve, where it can be used to fund new capital expenditure. The balance on our unusable reserves reflects the position following the required accounting transactions.

The cumulative position for unusable reserves includes reserves of:

- £54.730m in respect of the revaluation reserve and capital adjustment account, recording accounting transactions for our capital assets.
- (£1,079m) in respect of negative pensions reserves. The pensions reserves record accounting transactions for the Police and Local Government Pension Schemes and recognise the future liabilities under the pension schemes. Unlike the LGPS, the police pension schemes are 'unfunded' meaning that they do not have any assets that have been built up to meet future liabilities, for this reason, the police pensions scheme carry a large liability of £1,079m. The change in the balance on these reserves in 2023/24 is positive and is as a result of changes in actuarial assumptions that have decreased scheme liabilities.

## The Balance Sheet

The balance sheet shows the value as at the balance sheet date (31 March 2024) of the Commissioner's assets and liabilities. The balance sheet is shown on page 42 in the full statement of accounts. The table below sets out a summary balance sheet.



# Chief Finance Officer Narrative Report

Summary Balance Sheet	Balance	Balance
	31/03/2023	31/03/2024
	£000s	£000s
Property, Plant & Equipment	76,567	74,402
Other Long Term Assets	1,857	1,127
Current Assets	29,503	26,834
Current Liabilities	(18,884)	(14,911)
Long Term Liabilities	(1,071,088)	(1,085,797)
<b>Net Liabilities</b>	<b>(982,045)</b>	<b>(998,345)</b>
Usable Reserves	31,400	31,402
Unusable Reserves	(1,013,445)	(1,029,747)
<b>Total Reserves</b>	<b>(982,045)</b>	<b>(998,345)</b>

The balance sheet shows property, plant and equipment assets, which include the Commissioner's estate, fleet of vehicles and ICT/communications equipment, with a value of £74.402m. Of this, land and buildings comprise £63.775m. Long terms assets are comprised of intangible assets (predominantly computer software) £1.107m. Current assets are principally made up of debtors £21.144m, inventories £0.554m and cash/cash equivalents £5.136m and have a total value of £26.834m. Investments are made in accordance with the Commissioner's treasury management strategy and support the management of reserves and cash flows.

Debtors' balances (held with in the Current Assets total on the summary balance sheet) are primarily made up of institutional debtors, for example central government, and prepayments. This means that the risk of not receiving the debt remains low. The Commissioner has a good collection record in respect of debtor invoices raised for services provided. During 2023/24 one debtor invoice totaling £1,315 was authorised to be written off as not collectable. The provision for impaired or doubtful debts stands at £11,178 against the future risk that not all outstanding invoices will prove to be 100% collectable, this figure is decreased from the previous year of £13,430. The Commissioner's debtors include a share of the debtors recorded by the two Unitary Council's in respect of council tax. This debt amounts to £3.872m and is reduced by the Commissioner's share of their respective bad debt provisions of £1.779m. See note 14 to the statement of accounts (Page 77).

Balance sheet liabilities are amounts owed by the Commissioner. They include creditors, PFI debt, pensions and finance lease liabilities. They are split between short term (current) and long term liabilities, the current liabilities being those amounts due to be paid within 1 year. The most significant element of current liabilities are short term creditors which total (£14.612m).

# Chief Finance Officer Narrative Report

The combined short and long term liability on the PFI scheme amount to (£3.701m) at 31<sup>st</sup> March 2024. Long term liabilities are the most significant figure on the balance sheet, showing a balance of (£1,085m) ((£1,071m) in 2022/23). The main element of this amount is a pension's deficit of (£1,079m) ((£1,066m) in 2022/23) for the Local Government Pension Scheme (LGPS) and the Police Pension Scheme. However, this deficit will be funded over a number of years, with financial support from Central Government, meaning that the financial position of the Commissioner remains healthy.

## The Cash Flow Statement

The Cash Flow Statement shows the changes in cash held in bank accounts and changes in Money Market funds. Money Market funds are an alternative way of depositing cash to earn interest. The cash can be withdrawn from the fund without having to give notice and they are therefore referred to as cash equivalents.

The statement shows how the Commissioner generates and uses cash and cash equivalents. Cash flows are classified within the cash flow statement as arising from operating activity, investing activity and financing activity. The statement is shown on pages 43-44 of the full statement of accounts. The table below sets out a summary cash flow statement.

<b>Summary Cash Flow Statement</b>	<b>Cash flows 2022/23 £000s</b>	<b>Cash flows 2023/24 £000s</b>
<b>Cash &amp; Cash Equivalents 1 April</b>	<b>(5,370)</b>	<b>(13,097)</b>
Net Cash Flow from:		
Operating Activity	(9,020)	3,225
Investing Activity	(4,940)	4,472
Financing Activity	6,233	264
<b>Cash &amp; Cash Equivalents 31 March, made up of:</b>	<b>(13,097)</b>	<b>(5,136)</b>
Bank Accounts	(636)	(1,846)
Money Market Funds	(12,461)	(3,290)

The table shows a cash outflow of £3.225m from operating activity. This is the net of our cash income including government grants, council tax and charges for services, less how much cash has been paid out, for example for salaries and goods that have been purchased. Cash flows from investing activity show an outflow of £4.472m and primarily represents the net balance of investment deposits less the amount of cash received when the investment comes to the end of its term. Investment activity provides a way to manage resources that will be used to fund future

# Chief Finance Officer Narrative Report

expenditure, earning interest on any balances. Investment activity also includes cash flows from the purchase and sale of capital assets (e.g. property). Cash flows arising from financing activities show a net cash outflow of (£0.264m), this being amount of cash repaid in relation to financing and borrowing. The Commissioner has no borrowing other than that which relates to finance leases and the PFI agreement. An amount of £264k was paid to reduce those debts during the year.

The Commissioner's cash flow statement shows an overall balance of (£5.136m), compared to (£13.097m) in 2022/23, reflecting a decrease in cash and cash equivalents of £7.961m over the year. At the end of the year (£3.290m) of the Commissioner's cash deposits was held in money market funds and (£1.846m) in banks.

## Police Officer Pension Fund Account

This statement sets out the transactions on the police officer pension fund account for the year. The statement records all the contributions that have been made during the year to the pension fund. These are primarily contributions from employees and the Constabulary as employer. Contribution rates are set nationally by the Home Office. There are also small amounts of other contributions. These are either transferred contributions, where members join the Constabulary and pension scheme during the year, through transfer from another police force, and transfer in their existing pension benefits. Other contributions also include additional payments made by the employer to cover the cost of ill-health retirements. The fund records the pensions (benefits) that are paid out of the fund to its members. Any difference between the contributions received into the fund and the amount being paid out is met by government grant. This means the police pension fund always balances to nil.

<b>Summary Police Pension Fund</b>	<b>Pension Fund A/C 2022/23 £000s</b>	<b>Pension Fund A/C 2023/24 £000s</b>
Contributions - Employer	(14,714)	(16,588)
Contributions - Officers	(6,348)	(7,193)
Contributions - Other	(376)	(268)
Benefits Payable	40,622	40,539
Other Payments	163	55
<b>Net Amount Payable</b>	<b>19,347</b>	<b>16,545</b>
Contribution from Home Office	(19,347)	(16,545)
<b>Net Amount Payable</b>	<b>0</b>	<b>0</b>

The statement identifies contributions into the fund of (£16.588m) from the Constabulary (employer) and (£7.193m) from police officers. Employer contribution rates in 2023/24 were at 31%. In total £40.539m of pensions have been

paid out of the fund. The balance between contributions and those pensions' benefits of £16.545m has been funded by Home Office. The full police officer pension fund account is shown on pages 102 to 103 of the financial statements accompanied with a page of explanatory notes.

## Supporting Information to the Financial Statements

The key financial statements are supplemented by an explanation of the accounting policies used in preparing the statements. They also contain a comprehensive set of notes that explain in more detail a number of entries in the primary financial statements. A glossary of terms provides an explanation of the various technical accounting terms and abbreviations. The statements are published alongside the Annual Governance Statement for the Police, Fire and Crime Commissioner and the Chief Constable in accordance with the 2015 Accounts and Audit (England) Regulations.

## Business Review

During 2023/24, the Commissioner has continued with several programmes and initiatives working with the Constabulary and wider partners to deliver the key priorities within the Police & Crime Plan.

Alongside the core emotional, practical and advocacy support services commissioned for victims of crime and abuse, the Commissioner has worked with Victim Support to introduce Independent Domestic and Sexual Violence Advisor posts, through Ministry of Justice funding managed by the Commissioner's office. One is based within Carlisle Infirmary and has been developed in partnership with North Cumbria Integrated Care NHS Foundation Trust, to provide support to survivors of abuse who are accessing health services, particularly those who might not otherwise come into contact with support services. Another post is enhancing the support available to male victims of crime, particularly domestic and sexual abuse, through the introduction of a Male Independent Domestic and Sexual Violence Advisor based with Victim Support, which has enabled male victims to choose the gender of the person providing support. This post, has also supported a review of the information available for male victims and has focused on increased promotion of services to men through engaging with places which men they tend to go, including gyms and barbers' shops.

A service for children and young people who have witnessed domestic abuse has been embedded during 2023/24. 206 children and young people have been supported through this service during 2023/24. 100% of young people who completed their support between October and December 2023/24 reported that they had seen an improvement in their coping strategies and understanding of what makes a healthy relationship at the end of their support through this service.

The Commissioner has continued to fund Remedi to deliver restorative justice services across Cumbria for victims of crime and provide a programme of meditation for victims of antisocial behaviour. Restorative Justice is a process which brings those harmed by a crime (a victim or victims) and those responsible for the harm (an offender or

# Chief Finance Officer Narrative Report

perpetrator), into some form of communication, enabling everyone affected by a particular incident to play a part in repairing the harm and finding a positive way forward.

Another key group of services which the Commissioner has helped to fund and manage is the Bridgeway Sexual Assault Support Services. There were a total of 340 referrals in the year for therapeutic services, and 77 people (2022/23 – 63 people) sought telephone advice through the Bridgeway Sexual Assault Support Services during the year ending March 2024.

For the therapeutic service, 81% (2022/23 - 82%) of service users with a planned closure to their support reported an improvement in health and well-being, 81% (2022/23 – 83%) felt better able to cope with everyday life (data for the 12 months to March 2024).

During 2023/24 together with the Constabulary, the Office has helped to reduce reoffending via the Cumbria Adult Out of Courts Disposal Framework. The integrated Offender Management programme known as 'Pathways', is delivered by commissioned service provider Remedi. In the first year of delivery, Pathways has received 1,214 referrals with equal spread of referrals across the county and 400 onward referrals for specialist support.

The Commissioner continued to fund Keep Safe to deliver consistent crime prevention advice with a target hardening service (improving security measures) available for all victims of crime. This service aims to reduce the likelihood of recidivism and helps victims to cope and recover from crime and/or anti-social behaviour by increasing the feeling of safety within their own homes. The number of victims supported by Keep Safe rises each year with 872 cases recorded from 1<sup>st</sup> April 2023 to 31<sup>st</sup> March 2024 which is a significant increase of 46.3% on the 596 cases supported in the previous full financial year.

The Commissioner continued to provide a contribution towards the Crimestoppers regional manager contract to deliver campaigns and appeals at a local, regional and national level. These campaigns encourage people to report anonymously, taking away the fear of reprisals but still bringing criminals to the attention of the police and helping to safeguard victims of crime.

The Commissioner continued to provide a contribution towards Brake National Road Victim Service to support those who have suffered a bereavement or serious life changing injury due to a road collision. The service includes specific materials and support for children to help them to understand and to cope with a sudden bereavement.

In July 2022 the Commissioner secured £354,639 for Carlisle and £405,470 for Barrow from the Home Office Safer Streets Fund Round 4 to help reduce anti-social behaviour and the impact anti-social behaviour has on communities.

# Chief Finance Officer Narrative Report

These projects will continue until September 2024. With the funding, the Commissioner has paid for the upgrading of lighting in streets, backstreets and areas identified as ASB hotspot or areas of concern in Carlisle and Barrow, this will make identification of offenders easier therefore deter unwanted behaviours. Lighting was also installed in Keenan Park, and in the skate park at Bitts Park, both in Carlisle to encourage legitimate and safe use of community assets.

In October 2023, the Commissioner was also successful in securing £820k for Safer Streets Fund Round 5. The funding will be spent in Carlisle (Hammonds Pond) to improve public realm lighting and improve CCTV in the area; Workington (the Line) to improve the safety and feeling for users of the footpath; and Penrith, working collaboratively with Cumbria Fire and Rescue to drive an innovative educational resource around safer driving with the use of Virtual Reality Headsets.

Three ANPR cameras have been installed on known routes to help police intercept travelling criminals bringing drugs into the areas. The chaotic and high-risk lifestyle linked to drug misuse is detrimental for the individuals concerned and has a profoundly negative impact on the safety and feelings of safety in the communities.

**The unitary councils** both had teams who were tasked with tackling anti-social behaviour as well as enviro-crimes and parking issues. The funding paid for conflict resolution training for 16 council officers, body armor to help protect them from physical harm, radios so they can contact the police more easily to share information, and the Barrow officers have also received bodyworn video cameras enabling them to capture evidence when necessary.

The funding has paid for the delivery of the multi-agency workshops “Your Life, You Choose” to school years 7 and years 8 raising awareness around crime, violence and ASB. By the end of the project in September 2023, 18 schools will have received this input to encourage young people to make healthy, positive life choices.

The funding has paid for delivery of the multi-agency symposium “Be Safe Stay Safe” to colleges which includes marketplace stalls provided by partner agencies to share relevant information to students. Topics have been selected by the college with input from the Child Centred Policing Teams and include anti-social behaviour, bullying, women’s safety and drugs. By the end of the project in September 2023, 4 colleges will have benefitted from this delivery.

EDGE NE have provided three teams of youth outreach workers (two funded by Safer Streets, one funded by the Commissioner) to engage with and divert young people away from ASB and their vulnerability towards criminality. The teams take a targeted approach directed by the Constabulary’s Neighborhood Policing Teams and Local Focus Hubs which include the Child Centred Policing Teams. As anti-social behaviour is fluid and frequently moving, the teams’ approach is equally flexible to meet need & demand targeting time, place and/or individual(s).



# Chief Finance Officer Narrative Report

The funding has paid for two restorative caseworkers employed by Remedi to work with those affected by youth-related anti-social behaviour. The work they do with victims is designed to help victims put strategies in place so they can cope and recover from ASB, and so they know how to handle any ongoing issues. The work they do with offenders is designed to help them recognise the impact their behaviour is having, and how to modify their behaviour. Remedi can also offer mediation between the parties if appropriate.

The funding has paid for crime prevention training for PCSOs and officers to enable the constabulary to provide a professional approach to crime prevention and give out consistent information and guidance to victims of crime on what they can do to help keep themselves and their property safe from criminal or anti-social behaviours.

The Commissioner, in partnership with North West Probation Service funded & developed Women's Outreach Services for female victims and offenders residing in the Kendal & surrounding areas & Carlisle and surrounding areas. The outreach services provide practical and emotional support to women experiencing crisis which include victims of domestic abuse, sexual violence and ex-offenders at risk of reoffending due to vulnerability.

The key deliverables of the outreach projects are to support women to address the risk of harm, reduce the risk of reoffending, provide early intervention aimed at reducing demand on the police, criminal justice and partner services. They provide support to women leaving prison with the aim of reintegration into the community.

Younger women are supported against the risk of child sexual exploitation. The outreach can provide an alternative to custody with the option of attendance as a bail condition, conditional discharge or voluntary option.

Women are provided with information, advocacy and signposting to specialist support services based on risk and need. The support & guidance is in relation to housing, finance, employment, relationships, criminal justice and physical/mental health, the list is not exhaustive.

The outreach workers are non-judgmental, non-directive in their approach to empower survivors along with the ability to understand the individual needs of a woman. They support victim / survivors of domestic abuse &/or sexual violence to cope and recover & provide women with access to support services by removing the barriers to access.

The Commissioner introduced continued to support a Victims' Quality Champion role during 2023/24. This role is enabling the Commissioner to further develop the focus on victims in his assurance work with the Constabulary and commissioned services. As well as conducting assurance visits to service providers, the Victims' Quality Champion has supported the new independent Violence Against Women and Girls Scrutiny Panel, whose role is to review a dip sample of police cases from the perspective of the victim. This has given the Commissioner assurance about how police

officers are communicating with victims and providing their rights under the Victims' Code of Practice. Where learning has been identified, this has been fed back within the Constabulary to ensure a continual improvement in how victims are dealt with.

The Commissioner continues to lead on the implementation of the Quality Assessment Framework, to review how criminal justice agencies comply with the national Victims' Code of Practice and to drive improvements in specific areas through this process. The Commissioner's Victim's Quality Champion conducted review of compliance of a dip sample of cases against the Code and the team has also shared its good practice with other counties.

The Commissioner has continued to fund the county-wide Domestic Abuse Perpetrator Programme "Turning the Spotlight", which received 339 referrals between April 2023 and March 2024. "They Matter", the High Harm High Risk programme received 50 referrals. The risk addressed within the programme is physical violence, threat of violence & coercive control. Outcomes include a reduction in risk towards a partner & shift in perpetrator attitude and thinking. In addition, the Commissioner has provided funding to the "Step Up: Restore Families" programme for families experiencing child-on-parent or child-on-carer violence, working with Cumbria County Council. 43 families have completed the programme during the period July 2023 to March 2024 and 94% of participants reported an improvement in behaviour and family relationships.

The Commissioner, working with partners, continually raises awareness around anti-social driving in response to what residents said is one of their main local concerns. The engagement focuses on raising awareness of the Fatal Four (no seatbelts; speeding; distracted driving and drug/drink driving) as well as any other trends that arise throughout the year e.g. pedestrian safety, motorbike/cyclist safety. The Commissioner has delivered a rural crime campaign, which has been influenced by current issues raised by the Constabulary and National Farmers Union (NFU), with all partners working together to promote rural safety and prevent rural crime. Working with Get Safe Online, the Commissioner has continued to raise public knowledge of how to protect themselves against fraud and other crimes committed via the internet.

Funding has been provided to continue of a pilot programme working with young people who have taken or shared nude or semi-nude images of themselves. This has been working with 68 young people and 33 parents/ carers over the course of the pilot.

## Performance

The Commissioner has an open and transparent Accountability Framework to assess how well the objectives in the Police & Crime Plan are being achieved.

The Constabulary is inspected and graded as part of a regime known as PEEL (Police Efficiency, Effectiveness and Legitimacy) by His Majesty's Inspectorate of Constabulary and Fire and Rescue Services (HMICFRS). In March 2024, the evidence gathering phase of an extensive period of inspection came to an end and I anticipate that the finalised report will be published in July 2024.

During 2023/24, the Police, Fire and Crime Panel has continued to facilitate effective scrutiny of delivery of the plan's objectives through quarterly meetings. Thematic reports are presented to the Panel and follow terms of reference agreed in advance with the Panel Chair.

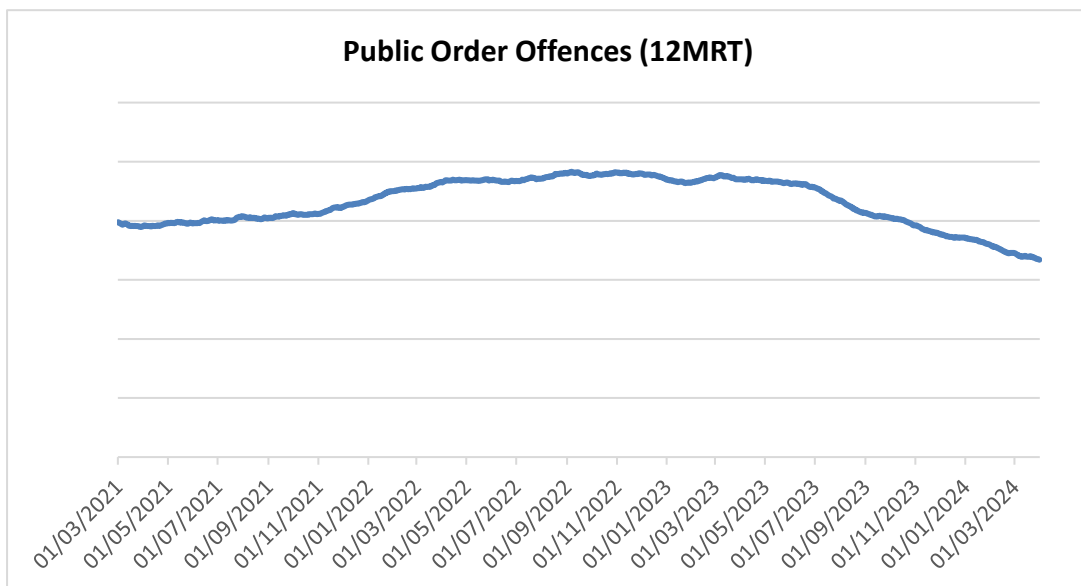
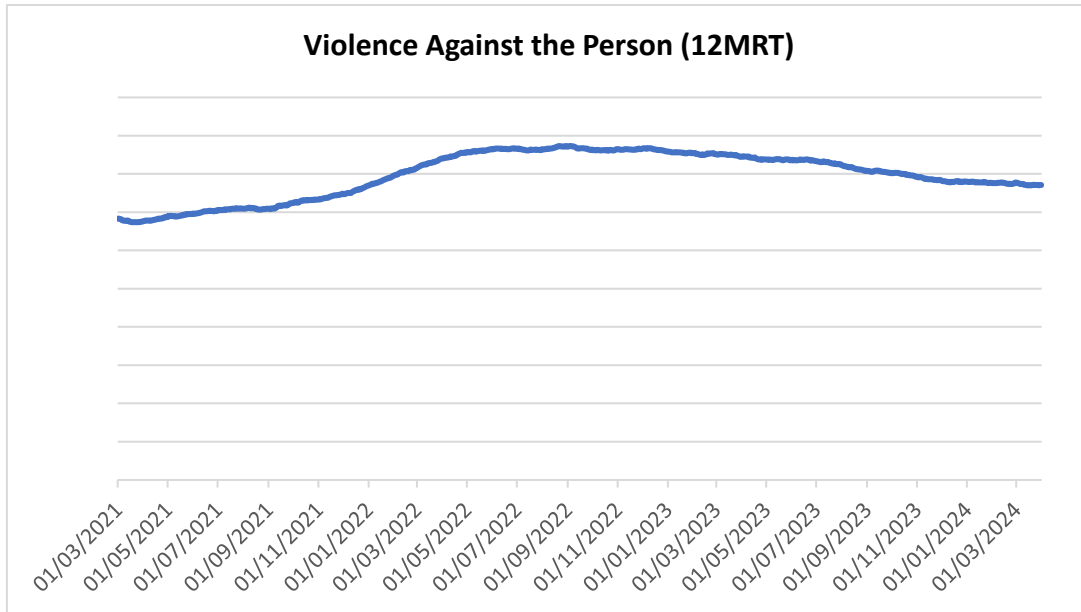
Within the Office of the Police, Fire & Crime Commissioner (OPFCC) Strength Based Conversation Performance Reviews have been replaced by Personal Development Reviews and continue to be carried out with all staff. To support this, the OPFCC Training Plan sets out the overall training plan for the office and cascades into individual responsibilities. In 2023/24, specific training has been provided for staff in the areas of OPFCC Business Continuity, Victim Awareness, Youth Mentoring Scheme, Contract Management, Social Media procedures, Risk Management, Data Protection and staff wellbeing. Individual staff have attended conferences, workshops and specific training events to help them develop within their roles.

## Performance Report

We measure our performance across a number of key themes reflecting the priorities in the Police and Crime Plan. These are Effective Policing, Community Safety, Criminal Justice, Customer/Victim Satisfaction and Finance & Value for Money.

The following data has been recorded by Cumbria Constabulary:

- For 2023/24 overall crime decreased by 8.5%, which equates to an decrease of 3,263 crimes over the 12-month period to 31<sup>st</sup> March 2024, compared with the previous 12 months.
- 7 crime types in 2023/24 displayed decreases in offences compared to the previous 12 months:
  - Violence Against the Person (-1,528)
  - Public Order Offences (-1,361)
  - Arson and Criminal Damage (-652)
  - Burglary (-267)
  - Sexual Offences (-129)
  - Theft Offences (-8)
  - Vehicle Offences (-3)



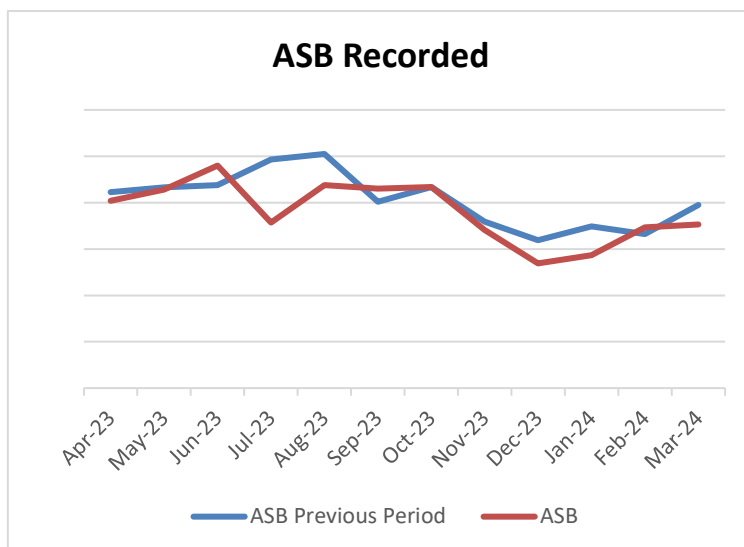
- 4 crime types in 2023/24 displayed increases in offences compared to the previous 12 months:
  - Drug Offences (+510)
  - Miscellaneous Crimes Against Society (+76) (Changes in the way in which weapons possession offences are recorded are believed to have contributed to this increase).
  - Possession of Weapons offences (+74)
  - Robbery (+25)

### Community Safety

- Antisocial behaviour (ASB) decreased during 2023/24. There were 4568 incidents in 2023/24, with a total decrease of 314 cases (-6%).

## Antisocial Behaviour Recorded in 2023/24 Compared with Previous Period 2022/23

- Hate crimes and incidents continue to be closely monitored. During 2023/24, the number of crimes with a hate marker decreased from 917 to 667 which equated to a decrease of 27.3%. The Constabulary and partners continue to work to encourage reporting hate crime.



- Domestic Abuse incidents have seen a decrease within 2023/24. There were 7758 recorded in 2023/24, a decrease of 381 compared to the previous 12 months (-5.1%). We work to encourage reporting of incidents of domestic abuse therefore an increase in incidents overall is positive as victims are coming forward to report. Whereas an increase in repeat DA can be seen as negative if the perpetrator has engaged in a perpetrator programme, then re-offended (Turning the Spotlight).

## Criminal Justice

- All recorded offences are assigned an outcome based on a national framework for crime. Crime outcomes are classed as positive where the offender is either charged or summonsed, receives an out of court disposal or where the Crown Prosecution Service (CPS) or police determine it is not in the public interest to prosecute. In all cases the crime outcome represents positive police activity in detecting the crime. Positive crime outcome rate for 2023/24 was 19.7% (2022/23: 15%).

## Customer and Victim Satisfaction

- Performance in customer and victim satisfaction is measured through regular independent surveys following police contact. This is supplemented by the process for police complaints that includes independent sampling of complaint files and scrutiny of local to national comparatives against complaints upheld.
- 82.9% of victims interviewed reported that they were satisfied with their whole experience with Cumbria Constabulary for interviews during 2023/24.
- When allegations are made against the police, cases that are resolved locally compare well against national comparative indices.

## Finance & Value for Money

- We measure our performance against targets for achieving financial outturn within a percentage of the net budget. For 2023/24 this was set at 1% for the revenue budget and 8% for the capital budget.
- Actual performance for the Group revenue was 0.6%, which was within the target.
- The capital outturn was 50% below budget, falling outside the target. Whilst this was a disappointing result, the slippage was to a large degree attributable to a combination of delays in vehicle deliveries, which were beyond our control, and of taking additional time to ensure that investment in fast moving digital technologies is spent wisely to provide long term benefits. Stretch targets will continue to be set for capital expenditure going forward as a recognised area for performance improvement.
- Historically the budget for the Commissioner and Office of the Police, Fire and Crime Commissioner was benchmarked against HMICFRS Value for Money profiles. Following the inclusion of fire and rescue services under the remit of HMICFRS, costs for Police, Fire and Crime Commissioners are no longer included in the VFM comparators. It has therefore not been possible to undertake a Value for Money analysis for the Office of the Police, Fire and Crime Commissioner for 2023/24.
- His Majesty's Inspectorate of Constabulary and Fire & Rescue Services (HMICFRS) latest PEEL inspection in 2021 assessed the Constabulary adequate in respect of use of resources.
- Outcomes against wider performance measures that indicate the effectiveness of activity and interventions are strong against the priority areas of keeping crime at low levels, reducing anti-social behaviour, bringing criminals to justice and increasing reporting of hate crime and domestic and sexual abuse.
- External audit of arrangements for Value for Money in their annual report.
- Collectively, these indicators provide assurance of Value for Money in respect of the 2023/24 financial year.

## The Future Outlook

Following his re-election in 2021, Peter McCall the Police, Fire and Crime Commissioner for Cumbria launched his Police and Crime Plan covering the period to 2025. The Plan's key theme is 'Keeping Cumbria Safe' and sets the strategic direction for policing and wider aims for enhancing community safety, criminal justice and supporting victims.

The overall balance sheet at the 31<sup>st</sup> March 2024 remains healthy, which is reflected in the Medium Term Financial Forecast, which sets out the revenue budget position until 2028/29 and a capital programme, which is fully funded until 2033/34, which will support delivery of the Police and Crime Plan. The current financial position has primarily arisen as a result of positive action on behalf of the Constabulary to reduce costs in the context of real terms reductions in funding since 2010. This has enabled reserves to be maintained at a level that balances financial resilience and supports continued investment.



The Medium Term Financial Strategy and 2024/25 budget was approved in the context of the Government continuing to provide additional funding for Operation Uplift and affording Commissioners' flexibility to raise council tax above inflation. However, this is accompanied by increasing cost pressures particularly in light of the emergence of continued inflationary pressures throughout 2024/25.

Against this background the 2024/25 budget provides £158.014m funding for the Chief Constable to deliver policing for Cumbria. Resources include maintaining an establishment of 1,359 Police Officers. The longer term 10 year capital programme envisages a total investment of £56m principally across the estate, fleet and ICT.

Whilst the position is financially resilient in the short term, there are uncertainties which have the potential to impact negatively on the budget in the medium term. Based on the MTFF assumptions, savings will need to be delivered from 2025/26 to balance the budget. The cumulative budget gap by 2028/29 is forecast as £16.1m. The uncertain impact of inflation on future budget prospects compounds existing financial risks in relation to the adequacy and sustainability of funding beyond Operation Uplift, the cost of national policing programmes, particularly the Emergency Services Network, pensions issues and the review of the police funding formula. The required savings are considered to be challenging, and will need diligence to ensure they are achievable and manageable.

Financial scenario modelling continues to take place on a frequent on-going basis, together with development of a savings and efficiency plan involving both the OPFCC and Constabulary.

## Acknowledgements

The financial statements were originally authorised for issue by me as PFCC Chief Finance Officer on 07 June 2024. Following completion of the audit, they were re-authorised by me on XX February 2024 and were formally approved by the Commissioner on the same day.

In closing, it is appropriate to acknowledge the dedication and professionalism of Michelle Bellis the Constabulary Chief Finance Officer, Lorraine Holme and the wider finance team in again achieving the closure of accounts and the publication of these Statements against tight deadlines and complex financial reporting standards.

Steven Tickner  
PFCC Chief Finance Officer

The accounts present a true and fair view of the position of the Police, Fire and Crime Commissioner for Cumbria Single Entity and Group Accounts as at 31 March 2024 and its income and expenditure for the year there ended.

Signatures removed for the purpose of publication on the website

Steven Tickner CPFA  
PFCC Chief Finance Officer

David Allen  
The Police, Fire and Crime Commissioner for Cumbria

Date: XX February 2025      XX February 2025

## 1 The Commissioner's Responsibilities

The Police, Fire and Crime Commissioner (The Commissioner/PFCC) is the recipient of funding relating to policing and crime reduction and has statutory responsibility for the Police Fund. The Commissioner is required to:

- make arrangements for the proper administration of his financial affairs and to secure that one of his officers has the responsibility for the administration of those affairs. In this organisation, that officer is the PFCC Chief Finance Officer (CFO).
- manage his affairs to secure economic, efficient and effective use of resources and safeguard its assets.
- approve the Statement of Accounts including annexes to the Statement of Accounts.

## 2 The Chief Constable's Responsibilities

The Chief Constable (the CC) is accountable to the Police, Fire and Crime Commissioner for the management of resources and expenditure by the police force. All funding for the Chief Constable comes from the Police, Fire and Crime Commissioner. The Chief Constable is required to:

- make arrangements for the proper administration of the financial affairs of the Constabulary and to secure that one of their officers has the responsibility for the administration of those affairs. In this organisation, that officer is the Constabulary Chief Finance Officer (CFO).
- manage the affairs of the Constabulary to secure economic, efficient and effective use of resources and safeguard its assets.
- approve the Statement of Accounts including annexes to the Statement of Accounts.

## 3 The PFCC Chief Finance Officer's Responsibilities

The PFCC Chief Finance Officer is responsible for the preparation of the Commissioner's, Chief Constable's and Group Statement of Accounts in accordance with proper practices as set out in the CIPFA/LASAAC Code of Practice on Local Authority Accounting in the United Kingdom (the Code).

In preparing this Statement of Account, the CFO has:

- selected suitable accounting policies and then applied them consistently;
- made judgements and estimates that are reasonable and prudent;
- complied with the local authority code.

The CFO has also:

- kept proper accounting records, which were up to date
- taken reasonable steps for the prevention and detection of fraud and other irregularities.

The CFO should sign and date the Statement of Accounts, stating that it presents a true and fair view of the financial position of the organisation at the reporting date and its income and expenditure for the year ended 31 March 2024.

# Independent Auditor's Report

Leave 6 pages blank for GT audit opinion

# Independent Auditor's Report

Leave 6 pages blank for GT audit opinion

# Independent Auditor's Report

Leave 6 pages blank for GT audit opinion

# Independent Auditor's Report

Leave 6 pages blank for GT audit opinion

# Independent Auditor's Report

Leave 6 pages blank for GT audit opinion



# Independent Auditor's Report

Leave 6 pages blank for GT audit opinion

The Statement of Accounts includes four primary or core financial statements:

- **Comprehensive Income and Expenditure Statement** - This statement summarises the resources that have been generated and consumed in providing policing and crime reduction services during the year. It includes all day to day expenses and related income on an accruals basis, as well as transactions measuring the value of fixed assets actually consumed and the real projected value of retirement benefits earned by employees in the year.

The expenditure in the statement shows the accounting cost in the year of providing services in accordance with generally accepted accounting practices, rather than the amount to be funded from taxation. Authorities raise taxation to cover expenditure in accordance with regulations; this may be different from the accounting cost. The taxation position is shown in the movement in reserves statement.

*Due to the size of the statements, the positions for the Group and the PFCC are shown in separate tables.*

- **Movement in Reserves Statement** - This statement shows the movement in the year on the different reserves held by the Commissioner, analysed into 'Usable Reserves' (i.e. those that can be applied to fund expenditure or reduce taxation) and other 'Unusable Reserves'. The Surplus (or Deficit) on the Provision of Services line shows the true economic cost of providing the Commissioner's services, more details of which are shown in the Comprehensive Income and Expenditure Statement. These are different from the statutory amounts required to be charged to the Police Fund Balance for Council Tax setting purposes. The Net Increase/Decrease before Transfers to Earmarked Reserves line shows the statutory Police Fund Balance before any discretionary transfers to or from earmarked reserves undertaken by the Commissioner.

*Due to the size of the statements, the positions for the Group and the PFCC are shown in separate tables, the figures for 2023/24 and the comparators for 2022/23 are also shown in separate tables.*

- **Balance Sheet** – This statement shows the value as at the balance sheet date of the assets and liabilities recognised by the Commissioner. The net assets (assets less liabilities) are matched by the reserves held by the Commissioner. Reserves are reported in two categories.

The first category of reserves are **usable reserves**, i.e. those reserves that the Commissioner may use to provide services, subject to the need to maintain a prudent level of reserves and any statutory limitations on their use (for example the capital receipts reserve that may only be used to fund capital expenditure or repay debt).

The second category of reserves are **unusable reserves** and relate to those that the Commissioner is not able to use to provide services. This category of reserves includes reserves that hold unrealised gains and losses (for example the revaluation reserve), where amounts would only become available to provide services if the assets are sold; and reserves that hold timing differences shown in the Movement in Reserves Statement line 'Adjustments between accounting basis and funding basis under regulations'.

*The balance sheet for the Group and PFCC are shown side by side and include both 2023/24 figures and 2022/23 comparators.*

- **Cash Flow Statement** - This statement shows the changes in cash and cash equivalents of the Commissioner during the reporting period. The statement shows how the Commissioner generates and uses cash and cash equivalents by classifying cash flows as operating, investing and financing activities. The amount of net cash flows arising from operating activities is a key indicator of the extent to which the operations of the Commissioner are funded by way of taxation and grant income or from the recipients of services. Investing activities represent the extent to which cash outflows have been generated from resources which are intended to contribute to the Commissioner's future service delivery. Cash flows arising from financing activities are useful in predicting claims on future cash flows by providers of capital (i.e. borrowing).

*The cash flow statement for the Group and PFCC are shown side by side and include both 2023/24 figures and 2022/23 comparators.*

**Police Property Act** – At the 31 March 2024, the Commissioner held £2k (£94k in 2022/23) under the Police Property Act 1997. The Act applies to property that is in the possession of police where the owner of the property cannot be identified and where no order of a competent court has been made. The proceeds, after defraying the costs of handling the property, are available for distribution each year to local charities as directed by the Office of the Police, Fire and Crime Commissioner. During 2023/24 awards totaling £154k were made to 73 groups from the Police Property Act Fund.

**Proceeds of Crime and Misuse of Drugs Acts** – At the 31 March 2024, the Commissioner held £1.25m (£1.95m in 2022/23) under the Proceeds of Crime Act 2002 and the Misuse of Drugs Act. This is money seized in connection with possible criminal activity and held pending a decision, by the courts, on the lawful owner, or distribution if no legal owner is identified.

These funds are not under the ownership of the Constabulary who acts as steward on behalf of various parties, and as such, does not form part of the Commissioner's accounts.

# Comprehensive Income and Expenditure Statement – Group

Comprehensive Income and Expenditure Statement (Group)	Notes	Group	Group	Group	Group	Group	Group
		2022/23	2022/23	2022/23	2023/24	2023/24	2023/24
		Gross	Gross	Net	Gross	Gross	Net
		Expenditure	Income	Expenditure	Expenditure	Income	Expenditure
		£000s	£000s	£000s	£000s	£000s	£000s
Cost of Policing and Crime Services	#	138,843	(15,993)	122,850	130,015	(24,500)	105,515
<b>Cost of Policing and Crime Services</b>		<b>138,843</b>	<b>(15,993)</b>	<b>122,850</b>	<b>130,015</b>	<b>(24,500)</b>	<b>105,515</b>
<b>Other Operating Expenditure</b>							
(Gain)/loss on disposal of non current assets	9e	0	(546)	(546)	0	(23)	(23)
Transfer to Pension Fund/Pension Top Up Grant		19,347	(19,347)	0	16,545	(16,493)	52
		<b>19,347</b>	<b>(19,893)</b>	<b>(546)</b>	<b>16,545</b>	<b>(16,516)</b>	<b>29</b>
<b>Financing and Investment Income and Expenditure</b>							
Interest payable on PFI unitary payments		512	0	512	480	0	480
Net Interest on the net defined benefit liability (asset)	Annex C (Pg 119)	45,666	(5,430)	40,236	57,096	(9,233)	47,863
Investment interest income		0	(436)	(436)		(1,009)	(1,009)
		<b>46,178</b>	<b>(5,866)</b>	<b>40,312</b>	<b>57,576</b>	<b>(10,242)</b>	<b>47,334</b>
<b>Taxation and Non-Specific Grant Income</b>							
Income from Council Tax	28	0	(49,162)	(49,162)	0	(52,004)	(52,004)
Council Tax Grant (Freeze & Support)	27	0	(4,850)	(4,850)	0	(4,850)	(4,850)
Formula Funding	27	0	(37,230)	(37,230)	0	(37,360)	(37,360)
Home Office Police Grant	27	0	(35,373)	(35,373)	0	(35,496)	(35,496)
PFI Grant	27	0	(688)	(688)	0	(688)	(688)
		<b>0</b>	<b>(127,303)</b>	<b>(127,303)</b>	<b>0</b>	<b>(130,398)</b>	<b>(130,398)</b>
<b>(Surplus) or Deficit on Provision of Services</b>		<b>204,368</b>	<b>(169,055)</b>	<b>35,313</b>	<b>204,136</b>	<b>(181,656)</b>	<b>22,480</b>
<b>Surplus or Deficit on revaluation of Property, Plant and Equipment Assets</b>							
Revaluation (Gains)	20a			(5,943)			(2,944)
Revaluation losses (chargeable to revaluation reserve)	20a			13			4,490
<b>Actuarial (gains) / losses on pension assets / liabilities</b>							
- Matching the entry to the pensions reserve	Annex C (Pg 119)			(492,486)			(7,726)
<b>Other Comprehensive Income and Expenditure</b>				<b>(498,416)</b>			<b>(6,180)</b>
<b>Total Comprehensive Income and Expenditure</b>				<b>(463,103)</b>			<b>16,300</b>

# A more detailed analysis of the figures that make up the “Cost of Policing and Crime Services” can be found in the Expenditure and Funding Analysis (Note 5) and in the Expenditure and Income Analysed by Nature note (Note 6).

# Comprehensive Income and Expenditure Statement – PFCC

Comprehensive Income and Expenditure Statement (PFCC)	Notes	PFCC	PFCC	PFCC	PFCC	PFCC	PFCC
		2022/23	2022/23	2022/23	2023/24	2023/24	2023/24
		Gross Expenditure	Gross Income	Net Expenditure	Gross Expenditure	Gross Income	Net Expenditure
		£000s	£000s	£000s	£000s	£000s	£000s
Cost of Policing and Crime Services	#	15,271	(25,466)	(10,195)	18,417	(32,796)	(14,379)
Funding Provided by PFCC to CC		135,452	0	135,452	146,028	0	146,028
<b>Cost of Policing and Crime Services</b>		<b>150,723</b>	<b>(25,466)</b>	<b>125,257</b>	<b>164,445</b>	<b>(32,796)</b>	<b>131,649</b>
<b>Other Operating Expenditure</b>							
(Gain)/loss on disposal of non current assets	9e	0	(546)	(546)	0	(23)	(23)
Transfer to Pension Fund/Pension Top Up Grant		19,347	(19,347)	0	16,545	(16,493)	52
		<b>19,347</b>	<b>(19,893)</b>	<b>(546)</b>	<b>16,545</b>	<b>(16,516)</b>	<b>29</b>
<b>Financing and Investment Income and Expenditure</b>							
Interest payable on PFI unitary payments		512	0	512	480	0	480
Net Interest on the net defined benefit liability (asset)	Annex C (Pg 120)	155	(125)	30	234	(261)	(27)
Investment Interest Income		0	(436)	(436)	0	(1,009)	(1,009)
		<b>667</b>	<b>(561)</b>	<b>106</b>	<b>714</b>	<b>(1,270)</b>	<b>(556)</b>
<b>Taxation and Non-Specific Grant Income</b>							
Income from Council Tax	28	0	(49,162)	(49,162)	0	(52,004)	(52,004)
Council Tax Grant (Freeze & Support)	27	0	(4,850)	(4,850)	0	(4,850)	(4,850)
Formula Funding	27	0	(37,230)	(37,230)	0	(37,360)	(37,360)
Home Office Police Grant	27	0	(35,373)	(35,373)	0	(35,496)	(35,496)
PFI Grant	27	0	(688)	(688)	0	(688)	(688)
		<b>0</b>	<b>(127,303)</b>	<b>(127,303)</b>	<b>0</b>	<b>(130,398)</b>	<b>(130,398)</b>
<b>(Surplus) or Deficit on Provision of Services</b>		<b>170,737</b>	<b>(173,223)</b>	<b>(2,486)</b>	<b>181,704</b>	<b>(180,980)</b>	<b>724</b>
<b>Surplus or Deficit on revaluation of Property, Plant and Equipment Assets</b>							
Revaluation gains	20a			(5,943)			(2,944)
Revaluation losses (chargeable to revaluation reserve)	20a			13			4,490
<b>Actuarial (gains) / losses on pension assets / liabilities</b>							
Remeasurement of the net defined pension benefit liability/asset	Annex C (Pg 120)			(1,256)			48
<b>Other Comprehensive Income and Expenditure</b>				<b>(7,186)</b>			<b>1,594</b>
<b>Total Comprehensive Income and Expenditure</b>				<b>(9,672)</b>			<b>2,318</b>

# A more detailed analysis of the figures that make up the “Cost of Policing and Crime Services” can be found in the Expenditure and Funding Analysis (Note 5) and in the Expenditure and Income Analysed by Nature note (Note 6).



# Movement in Reserves Statement - Group

The figures for the group in 2023/24 are provided in the table below:

Movement in Reserves Statement (Group) Figures for 2023/24		Note	Balance at 1 April 2023	Surplus/ (deficit) on the provision of services	Other comprehensive income and expenditure	Total comprehensive income and expenditure	Adjustment between accounting basis and funding basis under regulations (Note 7)	Net increase / (decrease) before transfers to/from earmarked reserves	Transfers to/(from) earmarked reserves	Increase/ (decrease) in 2023/24	Balance at 31 March 2024
			£000s	£000s	£000s	£000s	£000s	£000s	£000s	£000s	£000s
<b>Usable Reserves</b>											
Police Fund Account	-		4,000	(22,480)	0	(22,480)	24,338	1,858	(1,858)	0	4,000
Earmarked Revenue Reserves	8		19,681	0	0	0	0	0	3,477	3,477	23,158
Earmarked Capital Reserves	8		3,632	0	0	0	0	0	(1,619)	(1,619)	2,013
Capital Receipts Reserve	19		2,359	0	0	0	(128)	(128)	0	(128)	2,231
Capital Grants Unapplied	19		1,728	0	0	0	(1,728)	(1,728)	0	(1,728)	0
<b>Total Usable Reserves</b>			<b>31,400</b>	<b>(22,480)</b>	<b>0</b>	<b>(22,480)</b>	<b>22,482</b>	<b>2</b>	<b>0</b>	<b>2</b>	<b>31,402</b>
<b>Unusable Reserves</b>											
Revaluation Reserve	20a		25,878	0	(1,546)	(1,546)	(333)	(1,879)	0	(1,879)	23,999
Capital Adjustment Account	20b		31,078	0	0	0	(347)	(347)	0	(347)	30,731
Police Pensions Reserve	20e		(1,065,680)	0	9,890	9,890	(23,500)	(13,610)	0	(13,610)	(1,079,290)
LGPS Pensions Reserve	20e		0	0	(2,164)	(2,164)	1,431	(733)	0	(733)	(733)
Collection Fund Adjustment Account	20c		84	0	0	0	(78)	(78)	0	(78)	6
Accumulated Absences Account	20d		(4,805)	0	0	0	345	345	0	345	(4,460)
<b>Total Unusable Reserves</b>			<b>(1,013,445)</b>	<b>0</b>	<b>6,180</b>	<b>6,180</b>	<b>(22,482)</b>	<b>(16,302)</b>	<b>0</b>	<b>(16,302)</b>	<b>(1,029,747)</b>
<b>Total Reserves</b>			<b>(982,045)</b>	<b>(22,480)</b>	<b>6,180</b>	<b>(16,300)</b>	<b>0</b>	<b>(16,300)</b>	<b>0</b>	<b>(16,300)</b>	<b>(998,345)</b>

The comparative figures for the group in 2022/23 are provided in the table below:

Movement in Reserves Statement (Group) Figures for 2022/23		Note	Balance at 1 April 2022	Surplus/ (deficit) on the provision of services	Other comprehensive income and expenditure	Total comprehensive income and expenditure	Adjustment between accounting basis and funding basis under regulations (Note 7)	Net increase / (decrease) before transfers to/from earmarked reserves	Transfers to/(from) earmarked reserves	Increase/ (decrease) in 2022/23	Balance at 31 March 2023
			£000s	£000s	£000s	£000s	£000s	£000s	£000s	£000s	£000s
<b>Usable Reserves</b>											
Police Fund Account	-		3,600	(35,313)	0	(35,313)	39,554	4,241	(3,841)	400	4,000
Earmarked Revenue Reserves	8		15,178	0	0	0	0	0	4,503	4,503	19,681
Earmarked Capital Reserves	8		4,294	0	0	0	0	0	(662)	(662)	3,632
Capital Receipts Reserve	19		2,349	0	0	0	10	10	0	10	2,359
Capital Grants Unapplied	19		4,876	0	0	0	(3,148)	(3,148)	0	(3,148)	1,728
<b>Total Usable Reserves</b>			<b>30,297</b>	<b>(35,313)</b>	<b>0</b>	<b>(35,313)</b>	<b>36,416</b>	<b>1,103</b>	<b>0</b>	<b>1,103</b>	<b>31,400</b>
<b>Unusable Reserves</b>											
Revaluation Reserve	20a		19,948	0	5,930	5,930	0	5,930	0	5,930	25,878
Capital Adjustment Account	20b		29,614	0	0	0	1,464	1,464	0	1,464	31,078
Police Pensions Reserve	20e		(1,459,590)	0	425,510	425,510	(31,600)	393,910	0	393,910	(1,065,680)
LGPS Pensions Reserve	20e		(60,929)	0	66,976	66,976	(6,047)	60,929	0	60,929	0
Collection Fund Adjustment Account	20c		18	0	0	0	66	66	0	66	84
Accumulated Absences Account	20d		(4,506)	0	0	0	(299)	(299)	0	(299)	(4,805)
Available for Sale Financial Instruments Reserve			0	0	0	0	0	0	0	0	0
<b>Total Unusable Reserves</b>			<b>(1,475,445)</b>	<b>0</b>	<b>498,416</b>	<b>498,416</b>	<b>(36,416)</b>	<b>462,000</b>	<b>0</b>	<b>462,000</b>	<b>(1,013,445)</b>
<b>Total Reserves</b>			<b>(1,445,148)</b>	<b>(35,313)</b>	<b>498,416</b>	<b>463,103</b>	<b>0</b>	<b>463,103</b>	<b>0</b>	<b>463,103</b>	<b>(982,045)</b>

# Movement in Reserves Statement – PFCC

The figures for the PFCC Single Entity in 2023/24 are provided in the table below:

Movement in reserves Statement (PFCC) Figures for 2023/24										
	Note	Balance at 1 April 2023	Surplus/ (deficit) on the provision of services	Other comprehensive income and expenditure	Total comprehensive income and expenditure	Adjustment between accounting basis and funding basis under regulations (Note 7)	Net increase / (decrease) before transfers to/from earmarked reserves	Transfers to/(from) earmarked reserves	Increase/ (decrease) in 2023/24	Balance at 31 March 2024
		£000s	£000s	£000s	£000s	£000s	£000s	£000s	£000s	£000s
<b>Usable Reserves</b>										
Police Fund Account	-	4,000	(724)	0	(724)	2,582	1,858	(1,858)	0	4,000
Earmarked Revenue Reserves	8	19,681	0	0	0	0	0	3,477	3,477	23,158
Earmarked Capital Reserves	8	3,632	0	0	0	0	0	(1,619)	(1,619)	2,013
Capital Receipts Reserve	19	2,359	0	0	0	(128)	(128)	0	(128)	2,231
Capital Grants Unapplied	19	1,728	0	0	0	(1,728)	(1,728)	0	(1,728)	0
<b>Total Usable Reserves</b>		<b>31,400</b>	<b>(724)</b>	<b>0</b>	<b>(724)</b>	<b>726</b>	<b>2</b>	<b>0</b>	<b>2</b>	<b>31,402</b>
<b>Unusable Reserves</b>										
Revaluation Reserve	20a	25,878	0	(1,546)	(1,546)	(333)	(1,879)	0	(1,879)	23,999
Capital Adjustment Account	20b	31,078	0	0	0	(347)	(347)	0	(347)	30,731
LGPS Pensions Reserve	20e	0	0	(48)	(48)	34	(14)	0	(14)	(14)
Collection Fund Adjustment Account	20c	84	0	0	0	(78)	(78)	0	(78)	6
Accumulated Absences Account	20d	(44)	0	0	0	(2)	(2)	0	(2)	(46)
<b>Total Unusable Reserves</b>		<b>56,996</b>	<b>0</b>	<b>(1,594)</b>	<b>(1,594)</b>	<b>(726)</b>	<b>(2,320)</b>	<b>0</b>	<b>(2,320)</b>	<b>54,676</b>
<b>Total Reserves</b>		<b>88,396</b>	<b>(724)</b>	<b>(1,594)</b>	<b>(2,318)</b>	<b>0</b>	<b>(2,318)</b>	<b>0</b>	<b>(2,318)</b>	<b>86,078</b>

The comparative figures for 2022/23 are provided in the table below:

Movement in Reserves Statement (PFCC) Figures for 2022/23										
	Note	Balance at 1 April 2022	Surplus/ (deficit) on the provision of services	Other comprehensive income and expenditure	Total comprehensive income and expenditure	Adjustment between accounting basis and funding basis under regulations (Note 7)	Net increase / (decrease) before transfers to/from earmarked reserves	Transfers to/(from) earmarked reserves	Increase/ (decrease) in 2022/23	Balance at 31 March 2023
		£000s	£000s	£000s	£000s	£000s	£000s	£000s	£000s	£000s
<b>Usable Reserves</b>										
Police Fund Account	-	3,600	2,486	0	2,486	1,755	4,241	(3,841)	400	4,000
Earmarked Revenue Reserves	8	15,178	0	0	0	0	0	4,503	4,503	19,681
Earmarked Capital Reserves	8	4,294	0	0	0	0	0	(662)	(662)	3,632
Capital Receipts Reserve	19	2,349	0	0	0	10	10	0	10	2,359
Capital Grants Unapplied	19	4,876	0	0	0	(3,148)	(3,148)	0	(3,148)	1,728
<b>Total Usable Reserves</b>		<b>30,297</b>	<b>2,486</b>	<b>0</b>	<b>2,486</b>	<b>(1,383)</b>	<b>1,103</b>	<b>0</b>	<b>1,103</b>	<b>31,400</b>
<b>Unusable Reserves</b>										
Revaluation Reserve	20a	19,948	0	5,930	5,930	0	5,930	0	5,930	25,878
Capital Adjustment Account	20b	29,614	0	0	0	1,464	1,464	0	1,464	31,078
LGPS Pensions Reserve	20e	(1,104)	0	1,256	1,256	(152)	1,104	0	1,104	0
Collection Fund Adjustment Account	20c	18	0	0	0	66	66	0	66	84
Accumulated Absences Account	20d	(49)	0	0	0	5	5	0	5	(44)
Available for Sale Financial Instruments Reserve		0	0	0	0	0	0	0	0	0
<b>Total Unusable Reserves</b>		<b>48,427</b>	<b>0</b>	<b>7,186</b>	<b>7,186</b>	<b>1,383</b>	<b>8,569</b>	<b>0</b>	<b>8,569</b>	<b>56,996</b>
<b>Total Reserves</b>		<b>78,724</b>	<b>2,486</b>	<b>7,186</b>	<b>9,672</b>	<b>0</b>	<b>9,672</b>	<b>0</b>	<b>9,672</b>	<b>88,396</b>

# Balance Sheet – PFCC & Group

Balance Sheet	Notes	PFCC	PFCC	Group	Group
		31 March 2023	31 March 2024	31 March 2023	31 March 2024
		£000s	£000s	£000s	£000s
<b>Property, Plant &amp; Equipment</b>					
Land and Buildings	9	66,325	63,775	66,325	63,775
Vehicles	9	3,796	4,989	3,796	4,989
Information Technology Equipment	9	4,888	4,825	4,888	4,825
Furniture, Equipment & Plant	9	411	813	411	813
Assets Under Construction (Land & Buildings)	9	1,147	0	1,147	0
		<b>76,567</b>	<b>74,402</b>	<b>76,567</b>	<b>74,402</b>
Investment Properties		20	20	20	20
Intangible Assets - Software	11	1,837	1,107	1,837	1,107
<b>Long Term Assets</b>		<b>78,424</b>	<b>75,529</b>	<b>78,424</b>	<b>75,529</b>
Inventories		0	0	522	554
Short Term Debtors (external)	14	15,884	21,144	15,884	21,144
Short Term Debtors (amounts owed to PFCC by CC re CC share of external Creditors)	14	14,512	11,295	0	0
Short Term Debtors (funding balance owed to PFCC by CC)	14	6,296	6,218	0	0
Cash and Cash Equivalents	CF6	13,097	5,136	13,097	5,136
<b>Current Assets</b>		<b>49,789</b>	<b>43,793</b>	<b>29,503</b>	<b>26,834</b>
Short Term Creditors (external)	15	(18,620)	(14,612)	(18,620)	(14,612)
Short Term Creditors (amounts owed by PFCC to CC re CC share of external debtors)	15	(5,990)	(5,992)	0	0
Short Term Creditors (funding balance due from PFCC to CC)	15	(11,242)	(8,925)	0	0
PFI Finance Lease Liability Due within 1 Year	12	(264)	(299)	(264)	(299)
Finance Lease Liability Due within 1 Year		0	0	0	0
<b>Current Liabilities</b>		<b>(36,116)</b>	<b>(29,828)</b>	<b>(18,884)</b>	<b>(14,911)</b>
Provisions	16	0	0	(1,707)	(2,372)
Other Long Term Liabilities					
Pensions liability - Police	18	0	0	(1,065,680)	(1,079,290)
Pensions liability - LGPS	18	0	(14)	0	(733)
PFI Finance Lease Liability	12	(3,701)	(3,402)	(3,701)	(3,402)
Grant Receipts in Advance					
<b>Long Term Liabilities</b>		<b>(3,701)</b>	<b>(3,416)</b>	<b>(1,071,088)</b>	<b>(1,085,797)</b>
<b>Net Assets / Net (Liabilities)</b>		<b>88,396</b>	<b>86,078</b>	<b>(982,045)</b>	<b>(998,345)</b>
<b>Usable reserves</b>	19				
Police Fund		4,000	4,000	4,000	4,000
Earmarked reserves (revenue)	8	19,681	23,158	19,681	23,158
Earmarked reserves (capital)	8	3,632	2,013	3,632	2,013
Capital Receipts Reserve	7	2,359	2,231	2,359	2,231
Capital Grants Unapplied	7	1,728	0	1,728	0
		<b>31,400</b>	<b>31,402</b>	<b>31,400</b>	<b>31,402</b>
<b>Unusable Reserves</b>	20				
Revaluation Reserve	20a	25,878	23,999	25,878	23,999
Capital Adjustment Account	20b	31,078	30,731	31,078	30,731
Pensions Reserve - Police	20e	0	0	(1,065,680)	(1,079,290)
Pensions Reserve - LGPS	20e	0	(14)	0	(733)
Collection Fund Adjustment Account	20c	84	6	84	6
Accumulated Absences Account	20d	(44)	(46)	(4,805)	(4,460)
		<b>56,996</b>	<b>54,676</b>	<b>(1,013,445)</b>	<b>(1,029,747)</b>
<b>Total Reserves</b>		<b>88,396</b>	<b>86,078</b>	<b>(982,045)</b>	<b>(998,345)</b>

The unaudited accounts were authorised for issue on 07 June 2024 and the audited accounts were authorised for issue on XX February 2025.



Signed: \_\_\_\_\_  
Steven Tickner, PFCC Chief Finance Officer.

In 2022/23 the Cash and Cash Equivalents (investments in money market funds) include £2m received on behalf of the Cumbria Commissioner Fire and Rescue Authority (CCFRA) which does not belong in the accounts of the Police and Crime



# Cash Flow Statement – PFCC & Group

Commissioner/Constabulary Group position. There is a corresponding entry in external creditors to reflect the fact that the funds are owed to the CCFRA. The funds were transferred to the new CCFRA bank account on the 05th of April 2024.

Cash Flow Statement (PFCC and Group)	See Note Below	PFCC 2022/23 £000s	PFCC 2023/24 £000s	Group 2022/23 £000s	Group 2023/24 £000s
Net (Surplus) or Deficit on the provision of services		(2,486)	724	35,313	22,480
Adjustment to net surplus or deficit on the provision of services for non-cash movements	CF1	(6,969)	2,501	(44,768)	(19,255)
Adjustment for items included in the net surplus or deficit on the provision of services that are investing and financing activities	CF2	435	0	435	0
<b>Net cash (inflow)/ outflow from Operating Activities</b>	CF3	<b>(9,020)</b>	<b>3,225</b>	<b>(9,020)</b>	<b>3,225</b>
Investing Activities	CF4	(4,940)	4,472	(4,940)	4,472
Financing Activities	CF5	6,233	264	6,233	264
<b>Net (increase) or decrease in cash and cash equivalents</b>		<b>(7,727)</b>	<b>7,961</b>	<b>(7,727)</b>	<b>7,961</b>
Cash and cash equivalents at the beginning of the reporting period		(5,370)	(13,097)	(5,370)	(13,097)
<b>Cash and cash equivalents at the end of the reporting period</b>	CF6	<b>(13,097)</b>	<b>(5,136)</b>	<b>(13,097)</b>	<b>(5,136)</b>
<b>Notes to the Cash Flow Statement</b>					
<b>CF1 - The Adjustment to net surplus or deficit on the provision of services for non-cash movements are made up as follows:</b>					
Depreciation & Amortisation		(4,735)	(4,591)	(4,735)	(4,591)
Impairment & Downward Valuations		1,469	(820)	1,469	(820)
Pension Liability (Contributions to/from Pensions Reserve)		(152)	34	(37,647)	(22,069)
Creditors - Change in Balance Sheet		(5,099)	4,008	(5,099)	4,008
Creditors - Change in Balance Sheet (Adjustment for Purchase of Fixed Assets)		606	(410)	606	(410)
Creditors - Adjustment re CC Share of Debtors		(308)	(2)	0	0
Creditors - Adjustment re Balance of Funding due from PFCC to CC		(4,333)	2,317	0	0
Debtors - Change in Balance Sheet		663	5,260	663	5,260
Debtors - Change in Balance Sheet (Adjustment for Purchase of Fixed Assets)		(10)	0	(10)	0
Debtors - Change in Balance Sheet (Adjustment for Investment Interest)		(3)	0	(3)	0
Debtors - Adjustment re CC Share of Creditors		4,525	(3,217)	0	0
Debtors - Adjustment re Balance of Funding due from CC to PFCC		361	(78)	0	0
Stock - Change in Balance Sheet		0	0	52	32
Donated Inventory - Change in Balance Sheet		47	0	47	0
Provisions - Change in Balance Sheet		0	0	(111)	(665)
<b>Adjustment to net surplus or deficit on the provision of services for non-cash movements</b>		<b>(6,969)</b>	<b>2,501</b>	<b>(44,768)</b>	<b>(19,255)</b>

## Note to CF4

In 2022/23 the purchase of short term and long-term investments include £2m received on behalf of the Cumbria Commissioner Fire and Rescue Authority (CCFRA) which does not belong in the accounts of the Police and Crime Commissioner/Constabulary Group position. There is a corresponding entry in creditors to reflect the fact that the funds are owed to the CCFRA. The funds were transferred to the new CCFRA bank account on the 05th of April 2024.

# Cash Flow Statement – PFCC & Group

Cash Flow Statement (PFCC and Group)	PFCC 2022/23 £000s	PFCC 2023/24 £000s	Group 2022/23 £000s	Group 2023/24 £000s
<b>CF2 - The Adjustment for items included in the net surplus or deficit on the provision of services that are investing and financing activities are made up as follows:</b>				
Proceeds from the Sale of Property, Plant & Equipment and Intangibles	435	0	435	0
<b>Adjustment for items included in the net surplus or deficit on the provision of services that are investing and financing activities</b>	<b>435</b>	<b>0</b>	<b>435</b>	<b>0</b>
<b>CF3 - The cash flows from <i>Operating Activities</i> include the following items:</b>				
Interest received	(440)	(1,009)	(440)	(1,009)
Interest Paid	421	4	421	4
	<b>(19)</b>	<b>(1,005)</b>	<b>(19)</b>	<b>(1,005)</b>
<b>CF4 - The cash flows from <i>Investing Activities</i> are made up as follows:</b>				
Purchase of property, plant and equipment and intangible assets	3,495	4,472	3,495	4,472
Purchase of short-term and long-term investments	53,449	63,067	53,449	63,067
Proceeds from the sale of property, plant and equipment and intangible assets	(435)	0	(435)	0
Proceeds from short-term and long-term investments	(61,449)	(63,067)	(61,449)	(63,067)
Other receipts from investing activities	0	0	0	0
<b>Net cash flows from investing activities</b>	<b>(4,940)</b>	<b>4,472</b>	<b>(4,940)</b>	<b>4,472</b>
<b>CF5 - The cash flows from <i>Financing Activities</i> are made up as follows:</b>				
Repayments of short and long term borrowing	6,000	0	6,000	0
Cash payments for the reduction of the outstanding liabilities relating to finance leases and on-balance sheet PFI contracts	233	264	233	264
<b>Net cash flows from financing activities</b>	<b>6,233</b>	<b>264</b>	<b>6,233</b>	<b>264</b>
<b>CF6 - The balance of <i>Cash and Cash Equivalents</i> is made up as follows:</b>				
Bank current accounts	(122)	7	(122)	7
Short-term deposit with bank (overnight)	(514)	(1,853)	(514)	(1,853)
Investments in Money Market Funds (available on demand)	(12,461)	(3,290)	(12,461)	(3,290)
<b>Total Cash and Cash Equivalents</b>	<b>(13,097)</b>	<b>(5,136)</b>	<b>(13,097)</b>	<b>(5,136)</b>

## Accounting Policy - Cash and Cash Equivalents<sup>ST</sup>

Cash is represented by cash in hand, petty cash and deposits with financial institutions repayable without penalty on notice of not more than 24 hours. Cash equivalents are short-term, highly liquid investments that are readily convertible to known amounts of cash and which are subject to an insignificant risk of changes in value. [Cash and cash equivalents](#) may also include overdrawn balances at the bank where they are an integral part of cash management. Generally, cash and cash equivalents will comprise, cash in hand, bank account balances, overnight deposits and deposits with Money Market Funds which are repayable on demand without penalty or loss of interest.

In accordance with the Commissioner's funding arrangement with the Chief Constable, the Chief Constable is funded on a cash basis, accordingly all cash and cash equivalent balances are recorded on the balance sheet of the Commissioner.

In the Cash Flow Statement, [cash and cash equivalents](#) are shown net of bank overdrafts that are repayable on demand or form an integral part of cash management.

## Index of Notes to the Accounts

Note	Title	Page
1	Accounting Policies .....	46
2	Critical Judgements in Applying Accounting Policies .....	46
3	Events after the Balance Sheet Date.....	47
4	Assumptions made about the future and other Sources of Estimation Uncertainty .....	48
5	Expenditure and Funding Analysis .....	49
6	Expenditure and Income Analysed by Nature .....	57
7	Adjustments between Accounting Basis and Funding Basis under Regulations.....	58
8	Transfers to/from Earmarked Reserves .....	62
9	Property, Plant and Equipment.....	64
10	Assets Held for Sale.....	71
11	Intangible Assets .....	72
12	Private Finance Initiative (PFI).....	73
13	Leases .....	75
14	Short-term Debtors .....	77
15	Short-term Creditors .....	78
16	Provisions .....	79
17	Financial Instruments.....	81
18	Pensions .....	81
19	Usable Reserves .....	82
20	Unusable Reserves .....	83
21	Related Party Transactions .....	88
22	Members Allowances and Expenses.....	89
23	Disclosure of Remuneration for Senior Employees .....	90
24	Employee Remuneration .....	92
25	Exit Packages/Termination Payments.....	93
26	Audit Fees.....	94
27	Grant Income .....	95
28	Income from Council Tax .....	97
29	Capital Expenditure and Capital Financing .....	98
30	Capital Commitments.....	99
31	Minimum Revenue Provision .....	100
32	Accounting Standards that have been Issued but have not yet been Adopted .....	100
33	Pension Challenge.....	1001

The notes to the accounts are provided to aid the understanding of material items within the core financial statements. Where the figures provided are different for the Group and PFCC Single Entity either separate notes will be provided or a single note will show the respective figures in different columns, these will be headed Group or PFCC. Where the figures are the same for the group and single entity a single note is provided, this is headed up PFCC/Group. As a general rule, the column showing the figures for 2023/24 will be highlighted, whilst the comparatives for 2022/23 (where provided) will not.

The notes sometimes include terms that may require further explanation. Where possible, explanations are provided within the note, otherwise explanations are provided within the “glossary of terms” in pages 104-106. Terms for which an explanation is provided will be depicted by text that is shown in teal coloured text and underlined.

## 1 Accounting Policies

There are a number of accounting policies that determine how items within the accounts are treated. Where these accounting policies relate to a particular note to the accounts, the accounting policy will now be shown alongside that note in a **grey text box**. Where an accounting policy is more generic and applicable across the statement accounts it will continue to be shown in a separate technical annex, **Annex A** (see pages 107-109).

## 2 Critical Judgements in Applying Accounting Policies

In applying the accounting policies as set out alongside the relevant note or in Annex A (pages 107 to 109), the Commissioner has had to make certain judgements about complex transactions or those involving uncertainty about future events. The critical judgements made in the Statement of Accounts are:

- There is a high degree of uncertainty about future levels of funding for policing. However, the Commissioner has determined that this uncertainty is not yet sufficient to provide an indication that the assets of the Commissioner might be impaired as a result of a need to close facilities and reduce levels of service provision.
- The Commissioner is deemed to control the services provided under the PFI agreement in relation to the West Cumbria TPA HQ at Workington. The accounting policies for PFI schemes and similar contracts have been applied to the arrangement. The Commissioner has a number of options regarding ownership of the PFI building beyond the initial 25 year contract period including the right to purchase the asset for half of its market value at that time. In December 2015, the PFI building at Hall Brow Workington experienced flooding for the second time in six years. The impact of the flooding on the building highlighted resilience issues for the longer term in respect of both custody and deployment. As a result, options for the future provision of the police estate in West Cumbria are under review and the capital programme includes provision which seeks to address those resilience issues and provide a longer term solution to the PFI arrangement. In accounting for the PFI contract it is assumed that there is reasonable certainty that the Commissioner will exercise the right to purchase the building. Accordingly the PFI land and building are recognised as property, plant and equipment in the Commissioner's balance sheet at full value of £8.1m. In addition, a liability for outstanding obligations to pay for the building, which includes the cost of purchasing the asset for half its market value at the end of the PFI period are also shown on the balance sheet. As the PFI contract approaches its end it may be necessary to reflect an additional liability to recognise that the market value of the asset may exceed the construction cost.

## 3 Events after the Balance Sheet Date

A post balance sheet event is an event, subsequent to the date of the financial statements, and for which International Financial Reporting Standards and the Code require adjustment or disclosure. Consideration has been given as to whether any events meet the requirement to be disclosed as a post balance sheet event and it has been concluded that no such matters require disclosure.

The Statement of Accounts was authorised for issue by the PFCC Chief Finance Officer on **XX February 2025**. Events taking place after this date are not reflected in the financial statements or notes. Where events taking place before this date provided information about conditions existing at 31 March 2024, the figures in the financial statements and notes have been adjusted in all material respects to reflect the impact of this information.

### Accounting Policy - Events after the Balance Sheet Date

Events after the balance sheet date are those events, both favourable and unfavourable, that occur between the end of the reporting period and the date the Statement of Accounts is authorised for issue which have an impact on the financial statements and are treated as follows. Two types of events can be identified:

- Those that provide evidence of conditions that existed at the end of the reporting period – the Statement of Accounts is adjusted to reflect such events.
- Those that are indicative of conditions that arose after the reporting period – the Statement of Accounts is not adjusted to reflect such events, but where a category of events would have a material effect, disclosure is made in the notes of the nature of the event and their estimated financial effect.

Events taking place after the authorised for issue date are not reflected in the statement of accounts.

## 4 Assumptions made about the future and other Sources of Estimation Uncertainty

The statement of Accounts contains estimated figures that are based on assumptions made by the Commissioner about the future or that are otherwise uncertain. Estimates are made taking into account historical experience, current trends and other relevant factors. However, because balances cannot be determined with certainty, actual results could be materially different from the assumptions and estimates.

The items in the Commissioner’s group balance sheet as at 31 March 2024 for which there is significant risk of material adjustment in the forthcoming financial year are as follows:

Item	Uncertainties	Effect if Actual Results Differ from Assumptions
Property, Plant and Equipment	<p>Land and buildings assets are revalued on a two year rolling basis. Therefore the value of the assets that have not been subject to valuation in the financial year may not reflect the true value of that asset.</p> <p>Each year the valuer conducts an impairment review, whilst the valuer has concluded that there are no impairments of land and building valuations as at 31/03/24.</p> <p>At the balance sheet date 31 March 2024 the value of property, plant and equipment was £74m.</p>	<p>Revaluation gains and losses or disposal proceeds in future years may be significantly different than anticipated. However, as all land and building assets are subject to an annual impairment review, and biennial revaluations, the impact of this is thought to be immaterial.</p> <p>If the useful lives of assets are reduced, depreciation will increase and the carrying amount of the asset falls. It is estimated that the annual depreciation charge for buildings, vehicles and plant would increase by approx. £577k for every year that useful lives had to be reduced. A 10% change in those assets subject to revaluation (£64m) would change the value of those assets on the Balance Sheet by £6.4m and the depreciation charge to the CIES by £128k.</p>
Pensions Liability	<p>Estimation of the net liability to pay pensions depends on a number of complex judgements relating to the discount rate used, the rate at which salaries are projected to increase, changes in retirement ages, mortality rates and expected returns on pension fund assets. Two firms of consulting actuaries are engaged to provide the Commissioner with expert advice about the assumptions to be applied for both the Police Pension Scheme (Government Actuaries Department) and the Local Government Pension Scheme (Mercer Ltd).</p> <p>At the balance sheet date, the liability in respect of the police pension scheme was £1,079m.</p> <p>In relation to LGPS, the actuary calculated that the valuation resulted in a net asset of £35m, however under IAS 19 Employee Benefits requires that, where a pension plan asset exists, it is measured at the lower of:</p> <ul style="list-style-type: none"> <li>• The surplus in the defined benefit plan; and</li> <li>• The asset ceiling.</li> </ul> <p>The calculation has been completed by the actuary, and an adjustment has been made to reflect the asset ceiling which is nil for funded benefits and £733k for unfunded benefits.</p>	<p>The effects on the net pension liability of changes in individual assumptions can be measured. Examples of the impact of changes in individual assumptions is included in the sensitivity analysis provided in the technical annex to the accounts (Annex C) Pension Disclosures (pages 116-127).</p>



# Notes to the Accounts

## 5 Expenditure and Funding Analysis

This note shows how annual expenditure is used and funded from resources (government grants, council tax precepts) by the Commissioner in comparison with those resources consumed or earned in accordance with generally accepted accounting practices. It also shows how this expenditure is allocated for decision making purposes between subjective headings. Income and expenditure accounted for under generally accepted accounting practices is presented more fully in the Comprehensive Income and Expenditure Statement.

*Due to the size of the statements, the positions for the Group and the PFCC are shown in separate tables.*

The figures for the group in 2023/24 are provided in the table below:

Expenditure and Funding Analysis (Group)	As reported for resource management	Adjustment to arrive at the net amount chargeable to the Police Fund balance (Note 5)	Group 2023/24 Net Expenditure Chargeable to the Police Fund balance	Adjustments between Funding and Accounting Basis (Note 7)	Net Expenditure in the Comprehensive Income and Expenditure Statement
	£000s	£000s	£000s	£000s	£000s
<b>Cost of Policing &amp; Crime Services</b>					
Police Officer Pay & Allowances	100,936	0	100,936	(25,470)	75,466
PCSO Pay & Allowances	1,833	0	1,833	(24)	1,809
Police Staff Pay & Allowances	29,485	0	29,485	(386)	29,099
Other Employee Budgets	4,397	0	4,397	0	4,397
Premises Related Expenditure	6,223	0	6,223	0	6,223
Transport Related Expenditure	3,251	0	3,251	0	3,251
Supplies & Services Expenditure	13,950	0	13,950	0	13,950
Third Party Related Expenditure	6,380	0	6,380	0	6,380
Technical Accounting Adjustments	7,732	(4,591)	3,141	2,269	5,410
Income from Fees & Charges	(7,578)	0	(7,578)	0	(7,578)
Grants & Contributions	(33,414)	0	(33,414)	0	(33,414)
Non distributed costs	0	0	0	86	86
Termination Payments	436	0	436	0	436
<b>Net Cost of Services</b>	<b>133,631</b>	<b>(4,591)</b>	<b>129,040</b>	<b>(23,525)</b>	<b>105,515</b>
Other Income and Expenditure	(130,898)	0	(130,898)	47,863	(83,035)
<b>(Surplus)/Deficit on the Provision of Services</b>	<b>2,733</b>	<b>(4,591)</b>	<b>(1,858)</b>	<b>24,338</b>	<b>22,480</b>
	<b>Police Fund</b>	<b>Earmarked Revenue Reserves</b>	<b>Earmarked Capital Reserves</b>	<b>Total</b>	
Opening Police Fund Balance 1 April 2023	(4,000)	(19,681)	(3,632)	(27,313)	
Less Deficit on Police Fund Balance in Year	0	(3,477)	1,619	(1,858)	
<b>Closing Police Fund Balance at 31 March 2024</b>	<b>(4,000)</b>	<b>(23,158)</b>	<b>(2,013)</b>	<b>(29,171)</b>	

# Notes to the Accounts

The comparative figures for the group in 2022/23 are provided in the table below:

Expenditure and Funding Analysis (Group)	Group 2022/23				
	As reported for resource management	Adjustment to arrive at the net amount chargeable to the Police Fund balance (Note 5)	Net Expenditure Chargeable to the Police Fund balance	Adjustments between Funding and Accounting Basis (Note 7)	Net Expenditure in the Comprehensive Income and Expenditure Statement
	£000s	£000s	£000s	£000s	£000s
<b>Cost of Policing &amp; Crime Services</b>					
Police Officer Pay & Allowances	96,029	0	96,029	(6,990)	89,039
PCSO Pay & Allowances	2,204	0	2,204	277	2,481
Police Staff Pay & Allowances	27,751	0	27,751	4,030	31,781
Other Employee Budgets	4,466	0	4,466	0	4,466
Premises Related Expenditure	5,454	0	5,454	0	5,454
Transport Related Expenditure	3,009	0	3,009	0	3,009
Supplies & Services Expenditure	11,975	0	11,975	0	11,975
Third Party Related Expenditure	6,459	0	6,459	0	6,459
Technical Accounting Adjustments	6,097	(4,736)	1,361	1,907	3,268
Income from Fees & Charges	(7,174)	0	(7,174)	0	(7,174)
Grants & Contributions	(28,167)	0	(28,167)	0	(28,167)
Non distributed costs	0	0	0	94	94
Termination Payments	165	0	165	0	165
<b>Net Cost of Services</b>	<b>128,268</b>	<b>(4,736)</b>	<b>123,532</b>	<b>(682)</b>	<b>122,850</b>
Other Income and Expenditure	(127,773)	0	(127,773)	40,236	(87,537)
<b>(Surplus)/Deficit on the Provision of Services</b>	<b>495</b>	<b>(4,736)</b>	<b>(4,241)</b>	<b>39,554</b>	<b>35,313</b>
	<b>Police Fund</b>	<b>Earmarked Revenue Reserves</b>	<b>Earmarked Capital Reserves</b>	<b>Total</b>	
Opening Police Fund Balance 1 April 2022	(3,600)	(15,178)	(4,294)	(23,072)	
Less Deficit on Police Fund Balance in Year	(400)	(4,503)	662	(4,241)	
<b>Closing Police Fund Balance at 31 March 2023</b>	<b>(4,000)</b>	<b>(19,681)</b>	<b>(3,632)</b>	<b>(27,313)</b>	



# Notes to the Accounts

The figures for the PFCC in 2023/24 are provided in the table below:

Expenditure and Funding Analysis (PFCC)	As reported for resource management	Adjustment to arrive at the net amount chargeable to the Police Fund balance (Note 5)	PFCC 2023/24 Net Expenditure Chargeable to the Police Fund balance	Adjustments between Funding and Accounting Basis (Note 7)	Net Expenditure in the Comprehensive Income and Expenditure Statement
	£000s	£000s	£000s	£000s	£000s
<b>Cost of Policing &amp; Crime Services</b>					
Police Officer Pay & Allowances	16,493	0	16,493	0	16,493
Police Staff Pay & Allowances	1,022	0	1,022	(93)	929
Other Employee Budgets	307	0	307	0	307
Premises Related Expenditure	(1,296)	0	(1,296)	0	(1,296)
Transport Related Expenditure	991	0	991	0	991
Supplies & Services Expenditure	(375)	0	(375)	0	(375)
Third Party Related Expenditure	3,860	0	3,860	0	3,860
Technical Accounting Adjustments	7,386	(4,591)	2,795	2,616	5,411
Income from Fees & Charges	(7,578)	0	(7,578)	0	(7,578)
Grants & Contributions	(33,414)	0	(33,414)	0	(33,414)
Non distributed costs	0	0	0	86	86
Termination Payments	207	0	207	0	207
Funding Provided by PFCC to CC	146,028	0	146,028	0	146,028
<b>Net Cost of Services</b>	<b>133,631</b>	<b>(4,591)</b>	<b>129,040</b>	<b>2,609</b>	<b>131,649</b>
Other Income and Expenditure	(130,898)	0	(130,898)	(27)	(130,925)
<b>(Surplus)/Deficit on the Provision of Services</b>	<b>2,733</b>	<b>(4,591)</b>	<b>(1,858)</b>	<b>2,582</b>	<b>724</b>
	<b>Police Fund</b>	<b>Earmarked Revenue Reserves</b>	<b>Earmarked Capital Reserves</b>	<b>Total</b>	
Opening Police Fund Balance 1 April 2023	(4,000)	(19,681)	(3,632)	<b>(27,313)</b>	
Less Deficit on Police Fund Balance in Year	0	(3,477)	1,619	<b>(1,858)</b>	
<b>Closing Police Fund Balance at 31 March 2024</b>	<b>(4,000)</b>	<b>(23,158)</b>	<b>(2,013)</b>	<b>(29,171)</b>	

# Notes to the Accounts

The comparative figures for the PFCC in 2022/23 are provided in the table below:

Expenditure and Funding Analysis (PFCC)	PFCC 2022/23				
	As reported for resource management	Adjustment to arrive at the net amount chargeable to the Police Fund balance (Note 5)	Net Expenditure Chargeable to the Police Fund balance	Adjustments between Funding and Accounting Basis (Note 7)	Net Expenditure in the Comprehensive Income and Expenditure Statement
	£000s	£000s	£000s	£000s	£000s
<b>Cost of Policing &amp; Crime Services</b>					
Police Officer Pay & Allowances	19,347	0	19,347	0	19,347
Police Staff Pay & Allowances	1,234	0	1,234	122	1,356
Other Employee Budgets	304	0	304	0	304
Premises Related Expenditure	(1,181)	0	(1,181)	0	(1,181)
Transport Related Expenditure	(1,213)	0	(1,213)	0	(1,213)
Supplies & Services Expenditure	(1,050)	0	(1,050)	0	(1,050)
Third Party Related Expenditure	4,316	0	4,316	0	4,316
Technical Accounting Adjustments	6,400	(4,736)	1,664	1,603	3,267
Income from Fees & Charges	(7,174)	0	(7,174)	0	(7,174)
Grants & Contributions	(28,167)	0	(28,167)	0	(28,167)
Funding Provided by PFCC to CC	135,452	0	135,452	0	135,452
<b>Net Cost of Services</b>	<b>128,268</b>	<b>(4,736)</b>	<b>123,532</b>	<b>1,725</b>	<b>125,257</b>
Other Income and Expenditure	(127,773)	0	(127,773)	30	(127,743)
<b>(Surplus)/Deficit on the Provision of Services</b>	<b>495</b>	<b>(4,736)</b>	<b>(4,241)</b>	<b>1,755</b>	<b>(2,486)</b>
	<b>Police Fund</b>	<b>Earmarked Revenue Reserves</b>	<b>Earmarked Capital Reserves</b>	<b>Total</b>	
Opening Police Fund Balance 1 April 2022	(3,600)	(15,178)	(4,294)	<b>(23,072)</b>	
Less Deficit on Police Fund Balance in Year	(400)	(4,503)	662	<b>(4,241)</b>	
<b>Closing Police Fund Balance at 31 March 2023</b>	<b>(4,000)</b>	<b>(19,681)</b>	<b>(3,632)</b>	<b>(27,313)</b>	

# Notes to the Accounts

## 5.a Note to the Expenditure Funding Analysis

This note provides a reconciliation of the main adjustments to net expenditure chargeable to the Police Fund to arrive at the amounts in the Comprehensive Income and Expenditure Statement (pages 38-39). The relevant transfers between reserves are explained in the Movement in Reserves Statement (pages 40-41).

The figures for the Group for 2023/24 are set out in the table below:

Note to the Expenditure and Funding Analysis (Group)	Group 2023/24						
	Depreciation	Rental Income	Total to arrive at amount charged to the Police Fund	Adjustment for capital purposes (See below)	Net change for the Pensions Adjustment (See below)	Other Differences (See below)	Total Adjustment Between funding and accounting basis
	£000s	£000s	£000s	£000s	£000s	£000s	£000s
<b>Cost of Policing &amp; Crime Services</b>							
Police Officer Pay & Allowances	0	0	0	0	(25,470)	0	(25,470)
PCSO Pay & Allowances	0	0	0	0	(24)	0	(24)
Police Staff Pay & Allowances	0	0	0	0	(386)	0	(386)
Technical Accounting Adjustments	(4,591)	0	(4,591)	2,536	0	(267)	2,269
Use of Capital Receipts	0	0	0	0	0	0	0
Non distributed costs	0	0	0	0	86	0	86
<b>Net Cost of Services</b>	<b>(4,591)</b>	<b>0</b>	<b>(4,591)</b>	<b>2,536</b>	<b>(25,794)</b>	<b>(267)</b>	<b>(23,525)</b>
Other Income and Expenditure	0	0	0	0	47,863	0	47,863
<b>(Surplus)/Deficit on the Provision of Services</b>	<b>(4,591)</b>	<b>0</b>	<b>(4,591)</b>	<b>2,536</b>	<b>22,069</b>	<b>(267)</b>	<b>24,338</b>
<b>Further Analysis of Adjustments</b>							
Depreciation/Amortisation				4,591	0	0	4,591
Minimum Revenue Provision (MRP)				(682)	0	0	(682)
Revaluations				820	0	0	820
Direct Revenue Contribution				(2,193)	0	0	(2,193)
Profit & Loss on Sale of FA				0	0	0	0
Police Pensions - Interest on Liabilities				0	48,970	0	48,970
Police Pensions - Reverse Employer Contributions				0	(34,720)	0	(34,720)
Police Pensions - Current Service Cost				0	9,250	0	9,250
LGPS - Interest on Liabilities				0	8,126	0	8,126
LGPS - Return on Plan Assets				0	(9,233)	0	(9,233)
LGPS - Reverse Employer Contributions				0	(4,646)	0	(4,646)
LGPS - Current Service Cost				0	4,236	0	4,236
LGPS - Non Distributed Costs				0	86	0	86
Collection Fund Adjustment				0	0	78	78
Accumulated Absences Account Adj				0	0	(345)	(345)
<b>Total Adjustments</b>				<b>2,536</b>	<b>22,069</b>	<b>(267)</b>	<b>24,338</b>

The comparative figures for the Group for 2022/23 are set out in the table below:

Note to the Expenditure and Funding Analysis (Group)	Group 2022/23						
	Depreciation	Rental Income	Total to arrive at amount charged to the Police Fund	Adjustment for capital purposes (See below)	Net change for the Pensions Adjustment (See below)	Other Differences (See below)	Total Adjustment Between funding and accounting basis
	£000s	£000s	£000s	£000s	£000s	£000s	£000s
<b>Cost of Policing &amp; Crime Services</b>							
Police Officer Pay & Allowances	0	0	0	0	(6,990)	0	(6,990)
PCSO Pay & Allowances	0	0	0	0	277	0	277
Police Staff Pay & Allowances	0	0	0	0	4,030	0	4,030
Technical Accounting Adjustments	(4,736)	0	(4,736)	1,674	0	233	1,907
Non distributed costs	0	0	0	0	94	0	94
<b>Net Cost of Services</b>	<b>(4,736)</b>	<b>0</b>	<b>(4,736)</b>	<b>1,674</b>	<b>(2,589)</b>	<b>233</b>	<b>(682)</b>
Other Income and Expenditure	0	0	0	0	40,236	0	40,236
<b>(Surplus)/Deficit on the Provision of Services</b>	<b>(4,736)</b>	<b>0</b>	<b>(4,736)</b>	<b>1,674</b>	<b>37,647</b>	<b>233</b>	<b>39,554</b>
<b>Further Analysis of Adjustments</b>							
Depreciation/Amortisation				4,736	0	0	4,736
Minimum Revenue Provision (MRP)				(653)	0	0	(653)
Revaluations				(1,469)	0	0	(1,469)
Direct Revenue Contribution				(505)	0	0	(505)
Profit & Loss on Sale of FA				(435)	0	0	(435)
Police Pensions - Interest on Liabilities				0	38,590	0	38,590
Police Pensions - Reverse Employer Contributions				0	(35,380)	0	(35,380)
Police Pensions - Current Service Cost				0	28,390	0	28,390
LGPS - Interest on Liabilities				0	7,076	0	7,076
LGPS - Return on Plan Assets				0	(5,430)	0	(5,430)
LGPS - Reverse Employer Contributions				0	(4,279)	0	(4,279)
LGPS - Current Service Cost				0	8,586	0	8,586
LGPS - Non Distributed Costs				0	94	0	94
Collection Fund Adjustment				0	0	(66)	(66)
Accumulated Absences Account Adj				0	0	299	299
<b>Total Adjustments</b>				<b>1,674</b>	<b>37,647</b>	<b>233</b>	<b>39,554</b>

# Notes to the Accounts

The figures for the PFCC for 2023/24 are set out in the table below:

Note to the Expenditure and Funding Analysis (PFCC)	PFCC 2023/24						
	Depreciation	Rental Income	Total to arrive at amount charged to the Police Fund	Adjustment for capital purposes (See below)	Net change for the Pensions Adjustment (See below)	Other Differences (See below)	Total Adjustment Between funding and accounting basis
	£000s	£000s	£000s	£000s	£000s	£000s	£000s
<b>Cost of Policing &amp; Crime Services</b>							
Police Staff Pay & Allowances	0	0	0	0	(93)	0	(93)
Technical Accounting Adjustments	(4,591)	0	(4,591)	2,536	0	80	2,616
Non distributed costs	0	0	0	0	86	0	86
<b>Net Cost of Services</b>	<b>(4,591)</b>	<b>0</b>	<b>(4,591)</b>	<b>2,536</b>	<b>(7)</b>	<b>80</b>	<b>2,609</b>
Other Income and Expenditure	0	0	0	0	(27)	0	(27)
<b>(Surplus)/Deficit on the Provision of Services</b>	<b>(4,591)</b>	<b>0</b>	<b>(4,591)</b>	<b>2,536</b>	<b>(34)</b>	<b>80</b>	<b>2,582</b>
<b>Further Analysis of Adjustments</b>							
Depreciation/Amortisation				4,591	0	0	4,591
Minimum Revenue Provision (MRP)				(682)	0	0	(682)
Revaluations				820	0	0	820
Direct Revenue Contribution				(2,193)	0	0	(2,193)
Profit & Loss on Sale of FA				0	0	0	0
LGPS - Interest on Liabilities				0	234	0	234
LGPS - Return on Plan Assets				0	(261)	0	(261)
LGPS - Reverse Employer Contributions				0	(242)	0	(242)
LGPS - Current Service Cost				0	149	0	149
Collection Fund Adjustment				0	0	78	78
Accumulated Absences Account Adj				0	0	2	2
<b>Total Adjustments</b>				<b>2,536</b>	<b>(34)</b>	<b>80</b>	<b>2,582</b>

# Notes to the Accounts

The comparative figures for the PFCC for 2022/23 are set out in the table below:

Note to the Expenditure and Funding Analysis (PFCC)	PFCC 2022/23						
	Depreciation	Rental Income	Total to arrive at amount charged to the Police Fund	Adjustment for capital purposes (See below)	Net change for the Pensions Adjustment (See below)	Other Differences (See below)	Total Adjustment Between funding and accounting basis
	£000s	£000s	£000s	£000s	£000s	£000s	£000s
<b>Cost of Policing &amp; Crime Services</b>							
Police Staff Pay & Allowances	0	0	0	0	122	0	122
Technical Accounting Adjustments	(4,736)	0	(4,736)	1,674	0	(71)	1,603
<b>Net Cost of Services</b>	<b>(4,736)</b>	<b>0</b>	<b>(4,736)</b>	<b>1,674</b>	<b>122</b>	<b>(71)</b>	<b>1,725</b>
Other Income and Expenditure	0	0	0	0	30	0	30
<b>(Surplus)/Deficit on the Provision of Services</b>	<b>(4,736)</b>	<b>0</b>	<b>(4,736)</b>	<b>1,674</b>	<b>152</b>	<b>(71)</b>	<b>1,755</b>
<b>Further Analysis of Adjustments</b>							
Depreciation/Amortisation				4,736	0	0	4,736
Minimum Revenue Provision (MRP)				(653)	0	0	(653)
Revaluations				(1,469)	0	0	(1,469)
Direct Revenue Contribution				(505)	0	0	(505)
Profit & Loss on Sale of FA				(435)	0	0	(435)
LGPS - Interest on Liabilities				0	155	0	155
LGPS - Return on Plan Assets				0	(125)	0	(125)
LGPS - Reverse Employer Contributions				0	(127)	0	(127)
LGPS - Current Service Cost				0	249	0	249
Collection Fund Adjustment				0	0	(66)	(66)
Accumulated Absences Account Adj				0	0	(5)	(5)
<b>Total Adjustments</b>				<b>1,674</b>	<b>152</b>	<b>(71)</b>	<b>1,755</b>



## 6 Expenditure and Income Analysed by Nature

This note provides an analysis of the expenditure and income by the nature of that spend/income.

Expenditure and Income	PFCC	PFCC	Group	Group
	2022/23 £000s	2023/24 £000s	2022/23 £000s	2023/24 £000s
<b>Expenditure</b>				
Police Pay & Allowances	19,347	16,493	96,029	100,936
PCSO Pay & Allowances	0	0	2,204	1,833
Police Staff Pay & Allowances	1,234	936	27,657	29,399
Other Employee Costs	304	307	4,466	4,397
Premises Related Costs	(1,181)	(1,296)	5,454	6,223
Transport Related Costs	(1,213)	991	3,009	3,251
Supplies & Services	(1,050)	(375)	11,975	13,950
Third Party Payments	4,316	3,860	6,459	6,380
External Interest	512	480	512	480
Loss on the Disposal of Assets	(546)	(23)	(546)	(23)
Technical Accounting Adjustments	1,598	2,873	1,295	3,219
Non Distributed Costs	0	86	94	86
Pension Adjustment	0	52	0	52
Termination Payments	0	207	165	436
Funding Between PFCC & CC	135,452	146,028	0	0
<b>Total Expenditure</b>	<b>158,773</b>	<b>170,619</b>	<b>158,773</b>	<b>170,619</b>
<b>Income</b>				
Income from Fees & Charges	(7,174)	(7,578)	(7,174)	(7,578)
Income from Grant & Contributions	(8,820)	(16,921)	(8,820)	(16,921)
Interest & Investment Income	(436)	(1,009)	(436)	(1,009)
PFI Grant	(688)	(688)	(688)	(688)
Pensions Top Up grant (Home Office)	(19,347)	(16,493)	(19,347)	(16,493)
<b>Total Income</b>	<b>(36,465)</b>	<b>(42,689)</b>	<b>(36,465)</b>	<b>(42,689)</b>
<b>Use of Reserves</b>				
Transfer to Earmarked Reserves (Revenue)	4,503	3,477	4,503	3,477
Transfer from Earmarked Reserves (Capital)	(662)	(1,619)	(662)	(1,619)
Transfer to General Reserves	400	0	400	0
	<b>4,241</b>	<b>1,858</b>	<b>4,241</b>	<b>1,858</b>
<b>External Financing</b>				
Income from Council Tax	(49,162)	(52,004)	(49,162)	(52,004)
Collection Fund Adjustment	66	(78)	66	(78)
General Government Grants				
- Home Office Police Grant	(35,373)	(35,496)	(35,373)	(35,496)
- Home Office Capital Grant & Other Capital Grants	0	0	0	0
- Council Tax Grants (Freeze & Support)	(4,850)	(4,850)	(4,850)	(4,850)
Formula Funding	(37,230)	(37,360)	(37,230)	(37,360)
<b>Total</b>	<b>(126,549)</b>	<b>(129,788)</b>	<b>(126,549)</b>	<b>(129,788)</b>
<b>Deficit on the Provision of Services</b>	<b>0</b>	<b>0</b>	<b>0</b>	<b>0</b>

## 7 Adjustments between Accounting Basis and Funding Basis under Regulations

This note details the adjustments that are made to the total comprehensive income and expenditure recognised by the Commissioner in the year in accordance with proper accounting practice to the resources that are specified by statutory provisions as being available to the Commissioner to meet future capital and revenue expenditure.

The figures for the Group for 2023/24 are set out in the table below:

Adjustments between Accounting Basis and Funding Basis Under Regulations	Note	Group Police Fund Balance £000s	Group Capital Receipts Reserve £000s	Group Capital Grants Unapplied £000s	Group Total Usable Reserves £000s
<b>Adjustments to the Revenue Resources</b>					
Amounts by which income and expenditure included in the Comprehensive Income and Expenditure Statement are different from revenue for the year calculated in accordance with statutory requirements:					
- Pensions costs (transferred to (or from) the Pensions Reserve)	20e/ Annex C	22,069	0	0	22,069
- Council tax (transfers to or from Collection Fund)	20c/28	78	0	0	78
- Holiday Pay (transfers to or from Accumulated Absences Account)	20d	(345)	0	0	(345)
- Reversal of entries included in the Surplus or Deficit on the Provision of Services in relation to capital expenditure (these items are charged to the Capital Adjustment Account)	20b	5,410	0	0	5,410
<b>Total Adjustments to the Revenue Resources</b>		<b>27,212</b>	<b>0</b>	<b>0</b>	<b>27,212</b>
<b>Adjustments between Revenue and Capital Resources</b>					
- Statutory provision for the repayment of debt (MRP) (transfer from the Capital Adjustment Account)	31	(681)	0	0	(681)
- Capital expenditure financed from revenue balances (transfer to the Capital Adjustment Account)	29a	(2,193)	0	0	(2,193)
<b>Total Adjustments between Revenue and Capital Resources</b>		<b>(2,874)</b>	<b>0</b>	<b>0</b>	<b>(2,874)</b>
<b>Adjustments to Capital Resources</b>					
- Use of the Capital Receipts Reserve to finance capital expenditure	29a	0	(128)	0	(128)
- Application of capital grants to finance capital expenditure	20b	0	0	(1,728)	(1,728)
<b>Total Adjustments to Capital Resources</b>		<b>0</b>	<b>(128)</b>	<b>(1,728)</b>	<b>(1,856)</b>
<b>Total Adjustments</b>		<b>24,338</b>	<b>(128)</b>	<b>(1,728)</b>	<b>22,482</b>



# Notes to the Accounts

The comparative figures for the Group for 2022/23 are set out in the table below:

<b>Adjustments between Accounting Basis and Funding Basis Under Regulations</b>	<b>Note</b>	<b>Group Police Fund Balance £000s</b>	<b>Group Capital Receipts Reserve £000s</b>	<b>Group Capital Grants Unapplied £000s</b>	<b>Group Total Usable Reserves £000s</b>
<b>Adjustments to the Revenue Resources</b>					
Amounts by which income and expenditure included in the Comprehensive Income and Expenditure Statement are different from revenue for the year calculated in accordance with statutory requirements:					
- Pensions costs (transferred to (or from) the Pensions Reserve)	<b>20e/ Annex C</b>	37,647	0	0	<b>37,647</b>
- Council tax (transfers to or from Collection Fund)	<b>20c/28</b>	(66)	0	0	<b>(66)</b>
- Holiday Pay (transfers to or from Accumulated Absences Account)	<b>20d</b>	299	0	0	<b>299</b>
- Reversal of entries included in the Surplus or Deficit on the Provision of Services in relation to capital expenditure (these items are charged to the Capital Adjustment Account)	<b>20b</b>	3,267	0	0	<b>3,267</b>
<b>Total Adjustments to the Revenue Resources</b>		<b>41,147</b>	<b>0</b>	<b>0</b>	<b>41,147</b>
<b>Adjustments between Revenue and Capital Resources</b>					
- Transfer of non-current asset sale proceeds from revenue to the Capital Receipts Reserve	<b>9e</b>	(435)	435	0	<b>0</b>
- Statutory provision for the repayment of debt (MRP) (transfer from the Capital Adjustment Account)	<b>31</b>	(653)	0	0	<b>(653)</b>
- Capital expenditure financed from revenue balances (transfer to the Capital Adjustment Account)	<b>29a</b>	(505)	0	0	<b>(505)</b>
<b>Total Adjustments between Revenue and Capital Resources</b>		<b>(1,593)</b>	<b>435</b>	<b>0</b>	<b>(1,158)</b>
<b>Adjustments to Capital Resources</b>					
- Use of the Capital Receipts Reserve to finance capital expenditure	<b>29a</b>	0	(425)	0	<b>(425)</b>
- Application of capital grants to finance capital expenditure	<b>20b</b>	0	0	(3,148)	<b>(3,148)</b>
<b>Total Adjustments to Capital Resources</b>		<b>0</b>	<b>(425)</b>	<b>(3,148)</b>	<b>(3,573)</b>
<b>Total Adjustments</b>		<b>39,554</b>	<b>10</b>	<b>(3,148)</b>	<b>36,416</b>

# Notes to the Accounts

The figures for the PFCC for 2023/24 are set out in the table below:

Adjustments between Accounting Basis and Funding Basis Under Regulations	Note	PFCC Police Fund Balance £000s	PFCC Capital Receipts Reserve £000s	PFCC Capital Grants Unapplied £000s	PFCC Total Usable Reserves £000s
<b>Adjustments to the Revenue Resources</b>					
Amounts by which income and expenditure included in the Comprehensive Income and Expenditure Statement are different from revenue for the year calculated in accordance with statutory requirements:					
- Pensions costs (transferred to (or from) the Pensions Reserve)	<b>20e/ Annex C</b>	(34)	0	0	<b>(34)</b>
- Council tax (transfers to or from Collection Fund)	<b>20c/28</b>	78	0	0	<b>78</b>
- Holiday Pay (transfers to or from Accumulated Absences Account)	<b>20d</b>	2	0	0	<b>2</b>
- Reversal of entries included in the Surplus or Deficit on the Provision of Services in relation to capital expenditure (these items are charged to the Capital Adjustment Account)	<b>20b</b>	5,410	0	0	<b>5,410</b>
<b>Total Adjustments to the Revenue Resources</b>		<b>5,456</b>	<b>0</b>	<b>0</b>	<b>5,456</b>
<b>Adjustments between Revenue and Capital Resources</b>					
- Statutory provision for the repayment of debt (MRP) (transfer from the Capital Adjustment Account)	<b>31</b>	(681)	0	0	<b>(681)</b>
- Capital expenditure financed from revenue balances (transfer to the Capital Adjustment Account)	<b>29a</b>	(2,193)	0	0	<b>(2,193)</b>
<b>Total Adjustments between Revenue and Capital Resources</b>		<b>(2,874)</b>	<b>0</b>	<b>0</b>	<b>(2,874)</b>
<b>Adjustments to Capital Resources</b>					
- Use of the Capital Receipts Reserve to finance capital expenditure	<b>29a</b>	0	(128)	0	<b>(128)</b>
- Application of capital grants to finance capital expenditure	<b>20b</b>	0	0	(1,728)	<b>(1,728)</b>
<b>Total Adjustments to Capital Resources</b>		<b>0</b>	<b>(128)</b>	<b>(1,728)</b>	<b>(1,856)</b>
<b>Total Adjustments</b>		<b>2,582</b>	<b>(128)</b>	<b>(1,728)</b>	<b>726</b>

# Notes to the Accounts

The comparative figures for the PFCC for 2022/23 are set out in the table below:

Adjustments between Accounting Basis and Funding Basis Under Regulations	Note	PFCC Police Fund Balance £000s	PFCC Capital Receipts Reserve £000s	PFCC Capital Grants Unapplied £000s	PFCC Total Usable Reserves £000s
<b>Adjustments to the Revenue Resources</b>					
Amounts by which income and expenditure included in the Comprehensive Income and Expenditure Statement are different from revenue for the year calculated in accordance with statutory requirements:					
- Pensions costs (transferred to (or from) the Pensions Reserve)	20e/ Annex C	152	0	0	152
- Council tax (transfers to or from Collection Fund)	20c/28	(66)	0	0	(66)
- Holiday Pay (transfers to or from Accumulated Absences Account)	20d	(5)	0	0	(5)
- Reversal of entries included in the Surplus or Deficit on the Provision of Services in relation to capital expenditure (these items are charged to the Capital Adjustment Account)	20b	3,267	0	0	3,267
<b>Total Adjustments to the Revenue Resources</b>		<b>3,348</b>	<b>0</b>	<b>0</b>	<b>3,348</b>
<b>Adjustments between Revenue and Capital Resources</b>					
- Transfer of non-current asset sale proceeds from revenue to the Capital Receipts Reserve	9e	(435)	435	0	0
- Administrative costs of non-current asset disposals (funded by a contribution from the Capital receipts Reserve)	9e	0	0	0	0
- Statutory provision for the repayment of debt (MRP) (transfer from the Capital Adjustment Account)	31	(653)	0	0	(653)
- Capital expenditure financed from revenue balances (transfer to the Capital Adjustment Account)	29a	(505)	0	0	(505)
<b>Total Adjustments between Revenue and Capital Resources</b>		<b>(1,593)</b>	<b>435</b>	<b>0</b>	<b>(1,158)</b>
<b>Adjustments to Capital Resources</b>					
- Use of the Capital Receipts Reserve to finance capital expenditure	29a	0	(425)	0	(425)
- Application of capital grants to finance capital expenditure	20b	0	0	(3,148)	(3,148)
<b>Total Adjustments to Capital Resources</b>		<b>0</b>	<b>(425)</b>	<b>(3,148)</b>	<b>(3,573)</b>
<b>Total Adjustments</b>		<b>1,755</b>	<b>10</b>	<b>(3,148)</b>	<b>(1,383)</b>

## 8 Transfers to/from Earmarked Reserves

This note sets out the amounts set aside from the Police Fund balances in earmarked reserves to provide financing for future expenditure plans and the movement on earmarked reserves during 2023/24 (and comparatives for 2022/23).

Earmarked Reserves	Note	PCC/Group	PCC/Group	PCC/Group	PCC/Group	PCC/Group
		Balance	Movement	Balance	Movement	Balance
		01 April	in 2022/23	31 March	in 2023/24	31 March
		2022		2023		2024
		£000s	£000s	£000s	£000s	£000s
<b>Revenue Reserves</b>						
<b>Future Liability Reserves</b>						
Insurance Reserve	1	909	(42)	867	(879)	(12)
PFI - Lifecycle Replacements	2	247	(112)	135	22	157
Commissioned Services Reserve	3	2,454	43	2,497	361	2,858
Management of Change Reserve		0	300	300	0	300
Ill Health Retirements		0	225	225	148	373
PCC Re-branding		0	27	27	(6)	21
		3,610	441	4,051	(354)	3,697
<b>Budget Stabilisation Reserves</b>						
Chief Constable's Contingency	4	500	0	500	0	500
Chief Constable's Operational Reserve	5	250	0	250	(250)	0
PCC Operational Reserve	6	250	0	250	0	250
Budget Support Reserve	7	6,357	1,692	8,049	(122)	7,927
Body Armour (Future Roll Out)	8	337	50	387	0	387
75% Tax Income Guarantee Scheme	9	920	(750)	170	(170)	0
22/23 Budget Support & Covid Recovery Reserve	10	1,010	(1,010)	0	0	0
Specialist Services Accomodation Dilapidation Reser	11	0	40	40	0	40
		9,624	22	9,646	(542)	9,104
<b>Short Term Project Reserves</b>	12					
The Bridgeway (SASS)		715	(37)	678	(41)	637
Safer Cumbria Delivery Board		7	0	7	0	7
HQ Security		180	0	180	0	180
Records Management System		3	3,688	3,691	(731)	2,960
Business Intelligence		28	0	28	0	28
Business Transformation		218	(12)	206	(10)	196
Covid 19 Recovery		693	(693)	0	0	0
CO - Demand Risk Resourcing		100	0	100	(100)	0
Firearms Digitisation		0	155	155	(63)	92
ESN Grant Funding C/Fwd		0	238	238	0	238
CCTV Reserve		0	701	701	(416)	285
Change Management (S&E Facilitation)		0	0	0	128	128
Portakabin		0	0	0	80	80
POCA / ARIS Funding		0	0	0	1,326	1,326
National DDaT		0	0	0	4,200	4,200
		1,944	4,040	5,984	4,373	10,357
<b>Total Earmarked Revenue Reserves</b>		<b>15,178</b>	<b>4,503</b>	<b>19,681</b>	<b>3,477</b>	<b>23,158</b>
<b>Capital Reserves</b>	13					
Estates West Flood Management		4,000	(698)	3,302	(1,583)	1,719
HQ adaptations		294	0	294	0	294
HQ adaptations		0	36	36	(36)	0
<b>Total Earmarked Capital Reserves</b>		<b>4,294</b>	<b>(662)</b>	<b>3,632</b>	<b>(1,619)</b>	<b>2,013</b>

The purpose of the groups or individual reserves are as follows:

1. Insurance Reserve – to offset any insurance claims not specifically detailed in the insurance provision.
2. PFI Lifecycle Replacements – to equalise the impact on the comprehensive income and expenditure statement of changing levels of grant income and charges over the period of the PFI contract.
3. Commissioned Services Reserve – to provide resources for future expenditure on existing commitments under PFCC commissioned services.
4. Chief Constables Contingency – reserve held to meet an increase in budget pressure arising in year as a result of budgeting risks taken during the budget process. The establishment of this reserve supported a reduction in the ongoing revenue budget requirement.
5. Chief Constables Operational Reserve – to provide resources to assist in funding unexpected major events, if necessary. The Home Office Financial Management Code recommends that there should be an operational contingency. This reserve was fully utilised in 2023/24 and will be replenished by the PFCC in 2024/25.
6. PFCC Operational Reserve – to provide resources both to back up the annual operational contingency and, in addition, to assist in funding unexpected expenditure/budget pressures in line with the Commissioner's responsibilities. The Home Office Financial Management Code recommends that there should be an operational contingency.
7. Budget Support Reserve – to meet the medium term risks associated with balancing the budget in the context of current funding and uncertainties and inflationary pressures.
8. Body Armour Future Roll Out – to equalise the impact on the comprehensive income and expenditure statement of changing levels of expenditure due to the cyclical nature of body armour replacement.
9. 75% Council Tax Income Guarantee Scheme – as part of the Spending Review the Government confirmed that it would compensate local authorities for 75% of irrecoverable losses in council tax and business rates income in respect of 2020/21. This grant was recognised in 2020/21 and has been transferred to reserve to be drawn down over to smooth the effects of the increase in council tax deficit which is being recovered from precepting bodies by district councils over a 3 year period.
10. 2022/23 Budget Support & Covid Recovery Reserve – This reserve was established from the revenue budget underspend in 2021/22. The reserve was utilised to support the revenue budget in 2022/23.
11. Specialist Services Accommodation Reserve- This reserve is to maintain the fabric of the specialist offsite accommodation.
12. Short Term Project Reserves – To support a variety of locally managed initiatives granted under the scheme of devolved resource management. These are primarily multi-year technology based projects or resources to provide funding for unbudgeted revenue costs within the 2023/24 or 2024/25 financial year.
13. Capital Reserves – the capital reserve holds direct contributions from the revenue budget to fund capital schemes within the capital programme.



## 9 Property, Plant and Equipment

The table below summarises the movements in Property, Plant and Equipment during the year:

Property, Plant and Equipment	Land and Buildings £000s	Vehicles £000s	PFCC/Group			Assets Under Construction £000s	Total Property, Plant & Equipment £000s	PFI Assets Included in P.P.E. £000s
			IT and Technology £000s	Furniture Equipment & Plant £000s				
<b>Cost or Valuation</b>								
At 1 April 2023	67,363	8,211	8,431	1,996	1,147	87,148	8,615	
Additions	0	2,112	1,275	517	7	3,911	0	
Additions from Assets under construction	1,154	0	0	0	(1,154)	0	0	
Enhancements	128	0	0	0	0	128	5	
Revaluation increases/(decreases) recognised in the Revaluation Reserve	(2,483)	0	0	0	0	(2,483)	0	
Revaluation increases/(decreases) recognised in the Surplus/Deficit on the Provision of Services	(1,236)	0	0	0	0	(1,236)	0	
Derecognition - Disposals	0	(473)	(1,380)	(1,250)	0	(3,103)	0	
<b>At 31 March 2024</b>	<b>64,926</b>	<b>9,850</b>	<b>8,326</b>	<b>1,263</b>	<b>0</b>	<b>84,365</b>	<b>8,620</b>	
<b>Accumulated Depreciation &amp; Impairment</b>								
At 1 April 2023	(1,038)	(4,415)	(3,543)	(1,585)	0	(10,581)	(385)	
Depreciation Charge	(1,467)	(919)	(1,338)	(115)	0	(3,839)	(177)	
Derecognition - Disposals	0	473	1,380	1,250	0	3,103	0	
Depreciation written out to the Revaluation Reserve	937	0	0	0	0	937	0	
Depreciation written out to the Surplus/Deficit on the Provision of Services	417	0	0	0	0	417	0	
<b>Depreciation as at 31 March 2024</b>	<b>(1,151)</b>	<b>(4,861)</b>	<b>(3,501)</b>	<b>(450)</b>	<b>0</b>	<b>(9,963)</b>	<b>(562)</b>	
<b>Net Book Value</b>								
<b>At 31 March 2024</b>	<b>63,775</b>	<b>4,989</b>	<b>4,825</b>	<b>813</b>	<b>0</b>	<b>74,402</b>	<b>8,058</b>	
<b>At 31 March 2023</b>	<b>66,325</b>	<b>3,796</b>	<b>4,888</b>	<b>411</b>	<b>1,147</b>	<b>76,567</b>	<b>8,230</b>	



The Constabulary now has 11 fully electric vehicles and 30 hybrid vehicles on the fleet. These vehicles are made up of a mixture of marked and unmarked fleet. These vehicles are supported by a network of 15 electric vehicle charging points at HQ and the main deployment centres.

# Notes to the Accounts

The comparative figures for 2022/23 are set out in the table below:

Property, Plant and Equipment	Land and Buildings	Vehicles	PFCC/Group IT and Technology	Furniture Equipment & Plant	Assets Under Construction	Total Property, Plant & Equipment	PFI Assets Included in P.P.E.
	£000s	£000s	£000s	£000s	£000s	£000s	£000s
<b>Cost or Valuation</b>							
At 1 April 2022	60,670	10,018	18,662	4,356	1,133	94,839	7,818
Additions	0	803	1,938	39	14	2,794	0
Enhancements	241	0	0	0	0	241	13
Revaluation increases/(decreases) recognised in the Revaluation Reserve	4,714	0	0	0	0	4,714	950
Revaluation increases/(decreases) recognised in the Surplus/Deficit on the Provision of Services	1,328	0	0	0	0	1,328	10
Derecognition - Disposals	0	(2,610)	(12,169)	(2,399)	0	(17,178)	(176)
Assets reclassified (to)/from Held for Sale	410	0	0	0	0	410	0
<b>At 31 March 2023</b>	<b>67,363</b>	<b>8,211</b>	<b>8,431</b>	<b>1,996</b>	<b>1,147</b>	<b>87,148</b>	<b>8,615</b>
<b>Accumulated Depreciation &amp; Impairment</b>							
At 1 April 2022	(1,051)	(5,742)	(14,516)	(3,870)	0	(25,179)	(708)
Adjustment to Opening Balance (#)	0	0	43	0	0	43	0
Depreciation Charge	(1,333)	(1,283)	(1,239)	(114)	0	(3,969)	(159)
Derecognition - Disposals	0	2,610	12,169	2,399	0	17,178	176
Depreciation written out to the Revaluation Reserve	1,215	0	0	0	0	1,215	318
Depreciation written out to the Surplus/Deficit on the Provision of Services	143	0	0	0	0	143	0
Impairment written out to the Surplus/Deficit on the Provision of Services	(12)	0	0	0	0	(12)	(12)
<b>Depreciation as at 31 March 2023</b>	<b>(1,038)</b>	<b>(4,415)</b>	<b>(3,543)</b>	<b>(1,585)</b>	<b>0</b>	<b>(10,581)</b>	<b>(385)</b>
<b>Net Book Value</b>							
<b>At 31 March 2023</b>	<b>66,325</b>	<b>3,796</b>	<b>4,888</b>	<b>411</b>	<b>1,147</b>	<b>76,567</b>	<b>8,230</b>
<b>At 31 March 2022</b>	<b>59,619</b>	<b>4,276</b>	<b>4,146</b>	<b>486</b>	<b>1,133</b>	<b>69,660</b>	<b>7,110</b>



Learning and Development Centre , Penrith

## Accounting Policy - Property, Plant and Equipment

Assets that have physical substance and are held for use in the production or supply of goods and services, for rental to others, or for administrative purposes and that are expected to be used during more than one financial year are classified as Property, Plant and Equipment.

The cost of services are debited with the following amounts to record the cost of holding [non-current assets](#) during the year:

- [Depreciation](#) attributable to the assets used by the relevant services.
- Revaluation and [impairment](#) losses on assets used by the services where there are no accumulated gains in the [Revaluation Reserve](#) against which the losses can be written off.
- [Amortisation](#) of non-current assets attributable to the services.

Council Tax is not required to be raised to fund depreciation, revaluation and impairment losses or amortisations. However, an annual contribution from revenue is required towards the reduction in the overall borrowing requirement equal to an amount calculated on a prudent basis and determined in accordance with statutory guidance. This contribution is known as MRP ([Minimum Revenue Provision](#)). Depreciation, revaluation and impairment losses and amortisations are therefore replaced by the contribution in the Police Fund Balance, by way of an adjusting transaction with the [Capital Adjustment Account](#) in the Movement in Reserves Statement for the difference between the two.

In accordance with the Commissioner’s funding arrangement with the Chief Constable, the Commissioner holds all non-current assets. Accordingly, all depreciation, revaluations and impairments are recorded in the Commissioner’s single entity financial statements. However, the Commissioner makes a charge to the Chief Constable for the use of non-current assets, which is equivalent to his share of depreciation.

## Recognition

Expenditure on the acquisition, creation or enhancement of Property, Plant and Equipment is capitalised on an [accruals](#) basis, provided that it is probable that the future economic benefits or service potential associated with the item will flow and the cost of the item can be measured reliably. Expenditure that maintains but does not add to an asset’s potential to deliver future economic benefits (i.e. repairs and maintenance) is charged to revenue as an expense through the Comprehensive Income and Expenditure Statement when it is incurred.

[De-minimis](#) levels have been set for capital projects at £25,000. No de-minimis level is set for individual items within capital projects.

## Measurement

Assets are initially measured at cost, comprising:

- The purchase price
- Any costs attributable to bringing the asset to the location and condition necessary for it to be capable of operating in the manner intended by management

Borrowing costs incurred are not capitalised whilst assets are under construction.

Assets are then carried in the Balance Sheet using the following measurement basis:

Category	Basis of Valuation
Land and Buildings (Specialised)	Depreciated Replacement Cost
Land and Buildings (Non Specialised)	Existing Use Value
Vehicles, Plant, Furniture and Equipment	Depreciated Historic Cost (as a proxy for current value)
Assets Under Construction	Historic Cost

Assets included in the Balance Sheet at [current value](#) (i.e. not valued at historic cost) are revalued sufficiently regularly to ensure that their carrying amount is not materially different from their current value at the year-end, but as a minimum every five years.



## Measurement (continued)

Increases in valuations are matched by credits to the [Revaluation Reserve](#) to recognise unrealised gains. Gains are to be credited to the relevant function line(s) in the Comprehensive Income and Expenditure Statement where they arise from the reversal of a loss previously charged to a function up to the amount of the original loss, adjusted for [depreciation](#) (if material) that would have been charged if the loss had not been recognised.

## Depreciation

[Depreciation](#) is provided for on all Property, Plant and Equipment assets by the systematic allocation of their depreciable amounts over their useful lives. An exception is made for assets without a determinable finite useful life (i.e. freehold land) and assets that are not yet available for use (i.e. assets under construction).

Depreciation is calculated on the following bases:

- Property - straight-line allocation over the useful life of the property as estimated by the valuer up to a maximum of 50 years
- Vehicles – straight line allocation over the estimated useful life (3 to 10 years)
- IT Equipment – straight line allocation over the estimated useful life (5 to 8 years)

No depreciation charge is made however in the year of acquisition but a full year charge is made in the year of disposal. A full year's depreciation charge is made in the year of revaluation of any asset.

Depreciation also has to be calculated on revaluation gains and is represented by the difference between depreciation calculated at current cost and depreciation calculated at historic cost. The difference between the two values is transferred each year from the [Revaluation Reserve](#) to the [Capital Adjustment Account](#).

Where an item of Property, Plant and Equipment asset has major components whose cost is significant in relation to the total cost of the item, the components are depreciated separately (see component accounting section below).

Once ICT equipment assets have been fully depreciated, at the end of their useful lives, the gross book value and accumulated depreciation for those assets will be written out of the asset register. There will be no impact on the core financial statements (balance sheet) as a result of this as the net book value will already be nil.

## Component Accounting

Under the IFRS based code, separate recognition, [depreciation](#) and de-recognition of parts of assets is required. This is often referred to as [componentisation](#). Componentisation is a change that has to be applied prospectively which means that it only needs to be considered for any [non-current assets](#), acquired, improved or revalued after 1 April 2010. A componentisation policy has been established whereby all land and building assets with a value in excess of £1m will be assessed to see if they contain a significant component. A significant component is defined in the policy as one which exceeds £200k in value and has a different life to the remainder of the asset. Where a component of a non-current asset is replaced or restored, the carrying amount of the old component shall be derecognised and the new component reflected in the carrying amount. Each significant component of an item of property, plant or equipment is depreciated separately. Depreciation is calculated on the balance brought forward at the start of each year. Depreciation on the componentised assets will therefore only become effective in the year following revaluation and subsequent split for componentisation.

Under the terms of the Commissioner's funding arrangement to the Chief Constable all property, plant and equipment is held by the Commissioner. Accordingly, all accounting entries in relation to the acquisition, enhancement, revaluation, [impairment](#), depreciation and sale of such assets are recorded in the single entity accounts of the Commissioner. The Commissioner makes a charge to the Chief Constable for the use of such assets which is equivalent to the Chief Constable's share of depreciation.

## 9.a Valuations Rolling Programme

The Commissioner carries out a rolling programme that ensures that all Property, Plant and Equipment required to be measured at current value is revalued every two years. Valuations of land and buildings are carried out on behalf of the Commissioner by Mr. M. Beales BSc (Hons) MRICS, Carigiet Cowen, Suite 2, Telford House, Riverside, Warwick Road, Carlisle CA1 2BT and were carried out in accordance with the methodologies and bases for estimation set out in the professional standards of the Royal Institute of Chartered Surveyors (RICS). Valuations of vehicles, plant, furniture and equipment are based on historic cost as a proxy for fair value. The basis of the valuations is set out in the accounting policies. The table below sets out details of the land and buildings valuations undertaken over the two year rolling programme.

Valuations Rolling Programme	Land and Buildings £000s	Vehicles £000s	PFCC/Group IT and Technology £000s	Furniture Equipment & Plant £000s	Assets Under Construction £000s	Total Property, Plant & Equipment £000s
Carried at Historical Cost	0	9,850	8,326	1,263	0	19,439
Valued at Current Value as at:						
- 31 March 2024	30,375					30,375
- 31 March 2023	34,551	0	0	0	0	34,551
<b>Total Cost or Valuation</b>	<b>64,926</b>	<b>9,850</b>	<b>8,326</b>	<b>1,263</b>	<b>0</b>	<b>84,365</b>

### Accounting Policy - Valuations

Where decreases in value are identified, they are accounted for as follows:

- Where there is a balance of revaluation gains for the asset in the [Revaluation Reserve](#), the carrying amount of the asset is written down against that balance (up to the amount of the accumulated gains).
- Where there is no balance in the Revaluation Reserve or an insufficient balance, the carrying amount of the asset is written down against the relevant function lines(s) in the Comprehensive Income and Expenditure Statement.

The Revaluation Reserve contains revaluation gains recognised since 1 April 2007 only, the date of its formal inception. Gains arising before that date have been consolidated into the [Capital Adjustment Account](#). Revaluation gains and losses are not permitted to have an impact on the Police Fund. The gains and losses are therefore reversed out of the Police Fund in the Movement in Reserves Statement and posted to the Capital Adjustment Account.

### Accounting Policy – Valuations Material Estimation Techniques

IAS 1 Presentation of Financial Statements requires disclosure of any estimation techniques applied, such that if a different methodology had been used a material variance in the amounts disclosed would have been arrived at. For property valuations the only material estimation techniques used is as follows:

All operational buildings are revalued on a rolling two-year programme and the estimation techniques used are based on the “open market value in existing use” or in the case of specialised operational police properties “depreciated replacement cost” which is consistent with proper accounting practice. The professional valuer, [Mr. M. Beales](#) of Carigiet Cowen, applied these valuation methods.

## 9.b Impairment Review

The Commissioner's professional valuer, Mr. M. Beales BSc (Hons) MRICS, Carigiet Cowen, Suite 2, Telford House, Riverside, Warwick Road, Carlisle CA1 2BT, has made an assessment of the possible effects of material [impairment](#) to land and buildings during the financial year. His assessment was based on a number of specific criteria, which, in his opinion, could affect the valuation of assets. The outcome of the assessment process is the valuer has concluded that there are no impairments.

### Accounting Policy - Impairment

Assets are assessed at each year-end as to whether there is any indication that an asset may be impaired. Where indications exist and any possible differences are estimated to be material, the recoverable amount of the asset is estimated and, where this is less than the carrying amount of the asset, an [impairment](#) loss is recognised for the shortfall.

Where impairment losses are identified, they are accounted for as follows:

- Where there is a balance of revaluation gains for the asset in the [Revaluation Reserve](#), the carrying amount of the asset is written down against that balance (up to the amount of the accumulated gains).
- Where there is no balance in the Revaluation Reserve or an insufficient balance, the carrying amount of the asset is written down against the relevant function line(s) in the Comprehensive Income and Expenditure Statement.

Where an impairment loss is reversed subsequently by a revaluation gain, the reversal is credited to the relevant function line(s) in the Comprehensive Income and Expenditure Statement, up to the amount of the original loss, adjusted for [depreciation](#) (if material) that would have been charged if the loss had not been recognised.

Impairment losses are not a charge against Council Tax. The balance on the Comprehensive Income and Expenditure Statement arising from an impairment loss is appropriated to the [Capital Adjustment Account](#) through the Movement in Reserves Statement.

## 9.c Property, Plant and Equipment in the Ownership of the Police, Fire and Crime Commissioner

A brief analysis of the Commissioner's principal assets as at 31 March 2024 is set out below:

Property, Plant and Equipment in Ownership of PFCC	PFCC/Group As at 31 March	
	2023 Number	2024 Number
HQ, TPA HQ & Larger Police Stations	8	8
Other Police Stations / Land	11	11
Police Houses and other Properties	0	0
Surplus Properties/ Held for Sale/ Investment Properties	1	1
Vehicles	316	364

## 9.d Effects of Changes in Estimates

There have been no material changes in estimates in the 2023/24 accounts.

## 9.e Gain / Loss on Sale of Property, Plant and Equipment

The table below analyses the (gain)/loss on sale of property, plant and equipment for the year ended 31 March 2024.

Gain/Loss on Sale of Property, Plant and Equipment	PFCC/Group			
	Net Book Value £000s	Costs of Sale £000s	Proceeds of Sale £000s	(Gain) / Loss 2023/24 £000s
Vehicles	0	1	(24)	(23)
<b>Total</b>	<b>0</b>	<b>1</b>	<b>(24)</b>	<b>(23)</b>

The comparative figures for 2022/23 are set out in the table below:

Gain/Loss on Sale of Property, Plant and Equipment	PFCC/Group			
	Net Book Value £000s	Costs of Sale £000s	Proceeds of Sale £000s	(Gain) / Loss 2022/23 £000s
Vehicles	0	3	(124)	(121)
ICT Equipment	0	0	(425)	(425)
<b>Total</b>	<b>0</b>	<b>3</b>	<b>(549)</b>	<b>(546)</b>

Note in 2023/24 £24k (£114k in 2022/23) of receipts from proceeds of sale included in the above table were individually below the £10k threshold for recognition as [capital receipts](#) and have therefore been treated as revenue income. This explains why the capital receipts recorded in note 7 show £0k (£435k in 2022/23) rather than £24k (£549k in 2022/23) as above.

### Accounting Policy - Capital Receipts

Amounts received for a disposal in excess of £10,000 are categorised as [Capital Receipts](#). The balance of receipts is required to be credited to the Capital Receipts Reserve, and can then only be used for new capital investment or set aside to reduce the underlying need to borrow (the [capital financing requirement](#)). Receipts are appropriated to the reserve from the Police Fund Balance in the Movement in Reserves Statement.

## 10 Assets Held for Sale

Assets held for sale relate to land and buildings assets that are available for immediate sale in their present condition subject to terms that are usual and customary for sales of such assets. The assets are being actively marketed for a sale at a price that is reasonable in relation to its current [fair value](#). The sale is expected to qualify for recognition as a completed sale within one year from the date of classification. The table below shows the movement on Assets Held for Sale in 2023/24 with comparative information for 2022/23.

Assets Held for Sale	PFCC/Group As at 31 March	
	2023	2024
	£000s	£000s
Balance outstanding at start of year	410	0
De-classified as held for sale	(410)	0
<b>Balance outstanding at end of year</b>	<b>0</b>	<b>0</b>

*During 2022/23 Hunter Lane was declassified as HFS, following the decision to retain the building as a deployment base.*

*There are no HFS assets in 2023/24*

### Accounting Policy - Disposal and Non-Current Assets Held for Sale

When it becomes probable that the carrying amount of an asset will be recovered principally through a sale transaction rather than through its continuing use, it is reclassified as an Asset Held for Sale. The asset is revalued immediately before reclassification and then carried at the lower of this amount and [fair value](#) less costs to sell. Where there is a subsequent decrease to fair value less cost to sell, the loss is posted to the Other Operating Expenditure line in the Comprehensive Income and Expenditure Statement. Gains in fair value are recognised only up to the amount of any losses previously recognised in the Surplus or Deficit on Provision of Services. [Depreciation](#) is not charged on Assets held for Sale.

If assets no longer meet the criteria to be classified as Assets Held for Sale, they are reclassified back to [non-current assets](#) and valued at the lower of:

- their carrying amount before they were classified as held for sale. In this case the carrying amount is adjusted for depreciation, amortisation or revaluations that would have been recognised had they not been classified as Held for Sale.
- their recoverable amount at the date of the decision not to sell.

Assets that are to be abandoned or scrapped are not reclassified as Assets Held for Sale.

When an asset is disposed of or decommissioned, the carrying amount of the asset in the Balance Sheet (whether Property, Plant and Equipment or Assets Held for Sale) is written off to the Other Operating Expenditure line in the Comprehensive Income and Expenditure Statement as part of the gain or loss on disposal. Disposal costs are shown in other operating expenditure in the Comprehensive Income and Expenditure Statement. Receipts from disposals (if any) are credited to the same line in the Comprehensive Income and Expenditure Statement also as part of the gain or loss on disposal (i.e. netted off against the carrying value of the asset at the time of disposal). In line with Statutory Instrument 2010 No 454, disposal costs of up to 4% of the sale proceeds are financed from capital receipts. Any revaluation gains accumulated for the asset in the [Revaluation Reserve](#) are transferred to the [Capital Adjustment Account](#). The written-off value of disposals is not a charge against Council Tax, as the cost of [non-current assets](#) is fully provided for under separate arrangements for capital financing. Amounts are appropriated to the Capital Adjustment Account from the Police Fund Balance in the Movement in Reserves Statement.

## 11 Intangible Assets

The Commissioner accounts for his computer software as intangible assets, to the extent that the software is not an integral part of a particular IT system and accounted for as part of the hardware item within Property, Plant and Equipment. The intangible assets include computer software development and acquisitions. All software is given a finite useful life (5 years), based on assessments of the period that the software is expected to be of use to the Commissioner. The carrying amount of intangible assets is amortised on a straight line basis and is charged to the Comprehensive Income and Expenditure Statement.

A summary of the movements in intangible assets during the year and the position as at 31 March 2024 (with comparatives for 2022/23) is set out in the table below:

Intangible Assets	PFCC/Group	
	2022/23 £000s	2023/24 £000s
Balance at start of year		
- Gross carrying amount	4,399	5,124
- Accumulated amortisation	(2,809)	(3,287)
<b>Net carrying amount at start of year</b>	<b>1,590</b>	<b>1,837</b>
Additions	1,057	22
Disposals	(332)	(1,731)
Amortisations for the period	(810)	(752)
Amortisation adjustment re disposals	332	1,731
<b>Net carrying amount at end of year</b>	<b>1,837</b>	<b>1,107</b>
Comprising		
- Gross carrying amount	5,124	3,415
- Accumulated amortisation	(3,287)	(2,308)
	<b>1,837</b>	<b>1,107</b>

*Intangible Assets are those which do not have physical substance but are controlled as a result of past events (e.g. software licences) where expenditure is capitalised when it is expected that future economic benefits or service potential will flow from the asset.*

***Amortisation** is the practice of reducing the value of assets to reflect their reduced worth over time. The term means the same as depreciation.*

### Accounting Policy - Intangible Assets

Intangible assets are initially measured at cost amounts and are only revalued where the [fair value](#) of the asset can be determined by an active market. The depreciable amount of an intangible asset is amortised over its useful life (usually 5 years) to the relevant function(s) in the Comprehensive Income and Expenditure Statement. Once intangible assets have been fully amortised, at the end of their useful lives, the gross book value and accumulated amortisation for those assets will be written out of the asset register. There will be no impact on the core financial statements (balance sheet) as a result of this as the net book value will already be nil.

Where expenditure on intangible assets qualifies as [capital expenditure](#) for statutory purposes, [amortisation](#), [impairment](#) losses and disposal gains and losses are not permitted to have an impact on the Police Fund Balance. The amortisation, impairment and gains and losses on disposal are therefore reversed out of the Police Fund in the Movement in Reserves Statement and posted to the [Capital Adjustment Account](#) and (for any sale proceeds over £10,000) the [Capital Receipts](#) Reserve. An asset is tested for impairment, whenever there is an indication that the asset might be impaired – any losses recognised are posted to the relevant service line(s) in the Comprehensive Income and Expenditure Statement.

In accordance with the terms of the Commissioner's funding arrangement with the Chief Constable, all intangible assets are held by the Commissioner.

## 12 Private Finance Initiative (PFI)

*Private Finance Initiatives (PFI) are arrangements to receive services where the responsibility for making available the property, plant and equipment needed to provide the services passes to the PFI contractor.*

There is currently one PFI scheme recognised on the Balance Sheet and this relates to the Cumberland Basic Command Unit (BCU) deployment centre in Workington. Under the terms of the Commissioner's funding arrangement to the Chief Constable the Commissioner controls all property and, accordingly, the PFI building is recorded on the Balance Sheet of the Commissioner. A charge is made by the Commissioner to the Chief Constable in the Comprehensive Income and Expenditure Statement for the Chief Constable's use of the building and the services provided.

The former Police Authority entered an agreement for the construction and subsequent servicing of the building in September 2001 under a PFI arrangement. Under the agreement the PFI provider constructed the facility, and undertakes to make the building available to the Commissioner in a specified condition for a 25 year period in return for a monthly unitary charge payment made by the Commissioner. In addition the provider delivers a range of services in relation to the building which are specified in the PFI contract. At the end of the contract period the Commissioner has the right to acquire the building at 50% of its market value.

The PFI asset is recognised on the Commissioner's balance sheet along with a corresponding PFI finance lease liability which recognises the Commissioner's outstanding liability to pay for the asset. The PFI asset is depreciated and revalued in the same way as any other asset in accordance with accounting policies.

The amount paid to the PFI operator each year (known as the unitary charge payment) is now split into four elements in the accounts as follows:

- Service Charges – the fair value of the services received during the year which are debited to the relevant function in the Comprehensive Income and Expenditure Statement.
- Finance cost – an interest charge on the outstanding Balance Sheet liability, debited to the Financing and Investment Income and Expenditure line in the Comprehensive Income and Expenditure Statement.
- Payment towards liability – applied to write down the Balance Sheet liability towards the PFI operator (the profile of write downs is calculated using the same principles as for a finance lease). However, a corresponding increase in the [minimum revenue provision](#) is made in accordance with the Commissioner's minimum revenue provision policy.
- Lifecycle replacement costs – a proportion of the amounts payable is posted to the Balance sheet as a prepayment and then recognised as additions to Property, Plant and Equipment when the relevant works are eventually carried out.

The following information is disclosed in relation to the PFI asset.

### 12.a Movement on Fixed Assets

The value and movement in value of the asset held under the PFI agreement is analysed in note 9 above.



## 12.b PFI Finance Lease Liability

The value of Liabilities resulting from the PFI Agreement are shown in the table below:

PFI Lease Liability	PFCC/Group As at 31 March	
	2023 £000s	2024 £000s
Balance at the start of the year	(4,197)	(3,964)
Repayments made during year	233	263
Balance at the end of the year	(3,964)	(3,701)
<b>Split of liability</b>		
Current Liability	(263)	(299)
Long Term Liability	(3,701)	(3,402)
	(3,964)	(3,701)

## 12.c Payments Due to be made under PFI Contract

An estimate of the future payments to be made under the PFI contract are shown in the table below. Where applicable an estimated inflation index of 2% (linked to the GDP deflator) per annum has been applied to the payments.

Payments Due under PFI Contract	PFCC/Group			
	Repayment of Liability £000s	Interest Payments £000s	Service Costs £000s	Total £000s
Repayable within one year	299	445	769	1,513
Between two and five years	3,402	563	1,181	5,146
	3,701	1,008	1,950	6,659

The repayment of liability figures include a sum of £2,910k between 2 and 5 years which recognises that there is reasonable certainty that the Commissioner will exercise his right to purchase the PFI building at the end of the PFI contract period. See critical judgement note 2 (page 46) for further explanation.

### Accounting Policy - Private Finance Initiative (PFI) and Similar Contracts

PFI and similar contracts are agreements to receive services, where the responsibility for making available the property, plant and equipment needed to provide the services passes to the PFI contractor. As the services that are provided under the PFI scheme are deemed under the PFI contract to be controlled, the asset is carried on the Balance Sheet as part of Property, Plant and Equipment.

The original recognition of these assets at [fair value](#) (based on the cost to purchase the property, plant and equipment) was balanced by the recognition of a liability for amounts due to the scheme operator to pay for the capital investment.

[Non-current assets](#) recognised on the Balance Sheet are re-valued and depreciated in the same way as property, plant and equipment.

In accordance with accounting practice, lifecycle replacement costs are now recognised when they are actually incurred. The Commissioner receives specific government funding from [DLUHC](#) as a contribution to the costs of financing the scheme.



## 13 Leases

Changes are required to the presentation of leases under IFRS16 (see page 100), the Commissioner has chosen to delay implementation until the 2024/25 financial statements.

### 13.a Finance Leases

The Commissioner has no material finance leases to be disclosed.

### 13.b Operating leases

The Commissioner utilises land and buildings and equipment assets under operating leases. The land and buildings are typically short to medium term rentals of buildings. The figures do however include the lease of land at Durrhill from Cumberland Council upon which the Cumberland BCU HQ and custody suite was constructed. This lease runs for a period of 125 years until March 2132 and the annual lease payments are currently £35k p.a. The equipment includes livescan fingerprint machines and photocopiers.

The future minimum lease payments due under non-cancellable leases in future years are:

Future Minimum Lease Payments	PFCC/Group As at 31 March	
	2023	2024
	£000s	£000s
Not later than one year	292	287
Later than one year and not later than five years	140	140
Later than five years.	3,631	3,596
	<b>4,063</b>	<b>4,023</b>

The expenditure charged to the Net Cost of Police Services in relation to these leases was:

Lease Expenditure Charged to Net Cost of Police Services	PFCC/Group	PFCC/Group
	2022/23	2023/24
	£000s	£000s
Minimum Lease Payments		
- Land and Buildings	126	150
- Equipment	129	132
	<b>255</b>	<b>282</b>



Cumberland BCU HQ – Carlisle

There are two categories of leases:  
**Operating leases** are where the risks and rewards of ownership stay with the lessor and the annual rental charges are charged through the CI&ES  
**Finance leases** are where the risks and rewards of ownership are transferred to the lessee and where the assets are recognised on the balance sheet of the lessee.

## Accounting Policy - Leases

Leases are classified as finance leases where the terms of the lease transfer substantially all the risks and rewards incidental to ownership of the property, plant or equipment from the lessor to the lessee. All other leases are classified as operating leases.

Where a lease covers both land and buildings, the land and building elements are considered separately for classification. Agreements that do not have the legal status of a lease but convey a right to use an asset in return for payment are accounted for under this policy where fulfillment of the arrangement is dependent on the use of specific assets.

### Finance leases (as Lessee)

Property, plant and equipment held under finance leases is recognised on the Balance Sheet at the commencement of the lease at its [fair value](#) measured at the lease's inception (or the present value of the minimum lease payments, if lower). The asset recognised is matched by a liability for the obligation to pay the lessor. Initial direct costs are added to the carrying amount of the asset. Premiums paid on entry into a lease are applied to writing down the lease liability. Contingent rents are charged as expenses in the periods in which they are incurred.

Lease payments are apportioned between:

- A charge for the acquisition of the interest in the property, plant or equipment – applied to write down the lease liability, and
- A finance charge (debited to the Financing and Investment Income and Expenditure line in the Comprehensive Income and Expenditure Statement).

Property, plant and equipment recognised under finance leases is accounted for using the policies applied generally to such assets, subject to [depreciation](#) being charged over the lease term if this is shorter than the asset's estimated useful life (where ownership of the asset does not transfer at the end of the lease period).

Council tax is not required to be raised to cover depreciation or revaluation and [impairment](#) losses arising on leased assets. Instead, a prudent annual contribution is made from revenue funds towards the deemed capital investment in accordance with statutory requirements. Depreciation and revaluation and impairment losses are therefore substituted by a revenue contribution in the Police Fund balance, by way of an adjusting transaction within the [Capital Adjustment Account](#) in the Movement in Reserves Statement for the difference between the two.

### Operating Leases (as Lessee)

- Rentals paid under operating leases are charged to the Comprehensive Income and Expenditure Statement as an expense of the functions benefitting from use of the leased property, plant or equipment. Charges are made on a straight line basis over the life of the lease.

### Finance Leases (as Lessor)

- There are currently no finance leases as a lessor.

### Operating Leases (as Lessor)

- Rental income received under operating leases are credited to the other operating expenditure line within the Comprehensive Income and Expenditure Statement, except where the property has been classified as an investment property, in which case the income is shown in the financing and investment income and expenditure line.

## 14 Short-term Debtors

*Debtors reflect amounts owing to the Police and Crime Commissioner but not yet received at the end of the financial year.*

A breakdown of the amounts owing to the Commissioner as at 31 March 2024 is set out in the table below:

Short-term Debtors	PFCC		Group	
	As at 31 March		As at 31 March	
	2023	2024	2023	2024
	£000s	£000s	£000s	£000s
Trade Receivables	5,818	12,360	5,818	12,360
Prepayments/Payments in Advance	3,417	2,890	3,417	2,890
Other Receivable Amounts				
- Police Pensioners Prepayment	2,881	3,132	2,881	3,132
- Employees (accumulated compensating absences)	216	328	216	328
- Council Tax - Local Taxpayers (#)	3,943	3,872	3,943	3,872
- Council Tax - District Councils (#)	215	0	215	0
- VAT Reimbursement	1,279	352	1,279	352
Less Impairment Allowance for Doubtful Debts:				
- Trade Receivables	(13)	(11)	(13)	(11)
- Local Taxpayers (#)	(1,872)	(1,779)	(1,872)	(1,779)
	<b>15,884</b>	<b>21,144</b>	<b>15,884</b>	<b>21,144</b>
Balances Owed From Chief Constable:				
- Re CC Share of External Creditors	14,512	11,295	0	0
- Re balance of Funding	6,296	6,218	0	0
<b>Total Debtors</b>	<b>36,692</b>	<b>38,657</b>	<b>15,884</b>	<b>21,144</b>

# The debtors in respect of Local Taxpayers represent the Commissioner's share of the debtors recorded by the two unitary councils in respect of Council Tax. This figure is reduced by the Commissioner's share of their respective impairment allowance for doubtful debts. In a requirement from 2018/19 the Commissioner must show the age profile of debtors in respect of local taxation. The table on the next page provides this analysis.

## Debtors for Local Taxation

The past due but not impaired amount for local taxation (council tax) can be analysed by age as follows:

Council Tax Debtors	PFCC/Group	
	31 March 2023 £000s	31 March 2024 £000s
Less than Three Months	71	0
Three to Six Months	22	0
Six Months to One Year	383	1,279
less than One year	961	0
More than One Year	2,506	2,593
	<b>3,943</b>	<b>3,872</b>

Please note, in the above table some unitary councils have provided the split of debtors over the wider categories of: less than 3 months, 3 to 6 months, 6 to 12 months and over 1 year whilst others have simply provided figures for under and over 1 year.

## 15 Short-term Creditors

*Creditors reflect amounts owed by the Police and Crime Commissioner for goods and services received which had not been paid for at the end of the financial year.*

An analysis of the amounts owed by the Commissioner as at 31 March 2024 is set out in the table below:

Short-term Creditors	PFCC		Group	
	As at 31 March		As at 31 March	
	2023 £000s	2024 £000s	2023 £000s	2024 £000s
Trade Payables	(8,191)	(4,329)	(8,191)	(4,329)
Receipts in Advance	(605)	(573)	(605)	(573)
Employees (accumulated compensating absences)	(5,020)	(4,788)	(5,020)	(4,788)
Council Tax - Local Taxpayers	(1,157)	(1,340)	(1,157)	(1,340)
Council Tax - District Councils	(1,045)	(747)	(1,045)	(747)
HMRC PAYE Amounts Due	(2,602)	(2,835)	(2,602)	(2,835)
	<b>(18,620)</b>	<b>(14,612)</b>	<b>(18,620)</b>	<b>(14,612)</b>
Balances Owed to Chief Constable:				
- Re CC Share of External & Employee Debtors	(5,990)	(5,992)	0	0
- Re balance of Funding	(11,242)	(13,125)	0	0
<b>Total Creditors</b>	<b>(35,852)</b>	<b>(33,729)</b>	<b>(18,620)</b>	<b>(14,612)</b>

In 2022/23 the Trade Payables include £2m received on behalf of the Cumbria Commissioner Fire and Rescue Authority (CCFRA) which does not belong in the accounts of the Police, Fire and Crime Commissioner/Constabulary Group position. The funds were transferred to the new CCFRA bank account on the 05th of April 2024.

## 16 Provisions

The Commissioner is able to maintain [provisions](#) to meet expected future liabilities. The Code of Practice on Local Authority Accounting advises that the value of any provisions be charged to the appropriate part of the Comprehensive Income and Expenditure Statement in anticipation of the liability having to be met in the future. The classification of provisions is consistent with the Code of Practice.

A brief description of the purpose of the individual provisions as at 31 March 2024 is provided below:

**Insurance liabilities** – this provision has been established to meet a number of eventualities from ongoing claims which are not covered by external insurers. In particular, liability risks up to £250k per event (this figure was £25k until 1 November 2014 when the policy excess was increased to £100k, and increased again to £250k from 1 November 2021) are retained by the Commissioner and met internally. The provision for insurance liabilities is subject to an actuarial review on a biennial basis to determine the most appropriate level for the provision based on the circumstances at the time of the review.

**Legal Claims** – this provision has been established to cover the potential costs relating to a number of legal claims that are currently ongoing.

**DDAT National Portfolio** – this provision has been established to cover the potential costs relating to a number of national initiatives as part of the Chief Constable’s national portfolio for DDAT.

The table below shows the movements during the year on each of the group provisions and the position as at 31 March 2024.

Provisions	Balance	Additional	Amounts Used	Unused	Balance
	as at	Provisions	in 2023/24	Amounts	as at
	01/04/23	Made 2023/24		Reversed in	31/03/24
	£000s	£000s	£000s	£000s	£000s
Insurance Liabilities	(682)	(988)	200	0	(1,470)
Legal Claims	(1,025)	(330)	285	168	(902)
DDAT National Portfolio	0	0	0	0	0
<b>Total Provisions</b>	<b>(1,707)</b>	<b>(1,318)</b>	<b>485</b>	<b>168</b>	<b>(2,372)</b>

# Notes to the Accounts

The comparative information for year ended 31 March 2023 is as follows:

Provisions	Balance as at 01/04/22	Additional Provisions Made 2022/23	Amounts Used in 2022/23	Unused Amounts Reversed in 2022/23	Balance as at 31/03/23
	£000s	£000s	£000s	£000s	£000s
Insurance Liabilities	(682)	(70)	70	0	(682)
Legal Claims	(914)	(516)	261	144	(1,025)
<b>Total Provisions</b>	<b>(1,596)</b>	<b>(586)</b>	<b>331</b>	<b>144</b>	<b>(1,707)</b>

## Accounting Policy – Provisions

Provisions are made when an event has taken place that gives a legal or constructive obligation that probably requires settlement by transfer of economic benefits or service potential, and a reliable estimate can be made of the amount of the obligation. For instance, involvement in a court case that could eventually result in the making of a settlement or the payment of compensation.

Provisions are charged as an expense to the appropriate function line in the Comprehensive Income and Expenditure Statement in the year that awareness of the obligation arises, and are measured at the best estimate at the balance sheet date of the expenditure required to settle the obligation, taking into account the relevant risks and uncertainties. Details of provisions made during the year are shown below.

When payments are eventually made, they are charged to the provision carried on the Balance Sheet. Estimated settlements are reviewed at the end of each financial year where it becomes less than probable that a transfer of economic benefits will subsequently be required (or a lower settlement than anticipated is made), the provision is reversed and credited back to the relevant function.

Where some or all of the payment required to settle a provision is expected to be recovered from another party (e.g. from an insurance claim), this is only recognised as income for the relevant service if it is virtually certain that reimbursement will be received if the obligation is settled.

## 17 Financial Instruments

*Financial Instruments* are contracts that give rise to a financial asset in one entity and a financial liability in another. The term covers both **financial assets** such as loans and receivables and **financial liabilities** such as creditors and borrowings.

Under International Financial reporting Standards a full set of disclosure notes are required in respect of financial instruments. These notes for the PFCC/Group are included in Section A of a separate technical appendix at Annex B on pages 110 to 115.

The disclosures include:

- The Categories of Financial Instrument
- Gains and Losses on Financial Instruments
- Fair value of Assets and Liabilities Carried at Amortised Cost
- Disclosure of the Nature and Extent of Risks Arising from Financial Instruments

## 18 Pensions

The PFCC/Group participates in the Local Government Pension Scheme (LGPS) for Police Staff and three pensions schemes in respect of Police Officers. Under International Financial reporting Standards a full set of disclosure notes are required in respect of Pensions. These notes for the PFCC/Group are included in a separate technical appendix at Annex C on pages 116 to 127.

The disclosures include:

- Details of the pension schemes
- A summary of accounting entries in respect of pensions
- Pensions assets and liabilities recognised in the balance sheet
- Reconciliation of the Fair Value of scheme assets
- Basis for estimating assets and liabilities
- A summary of principal assumptions used by the scheme actuary
- Sensitivity analysis in relation to pensions
- Impact on the Commissioner's Cash Flows



## 19 Usable Reserves

*Usable reserves result from the Commissioner's activities and are available to be spent in future years.*

In addition to the Commissioner's Police Fund, which the Commissioner aims to maintain at 3% of budgeted expenditure, the following reserves are maintained and accounted for in line with the Code of practice.

- [Capital Receipts](#) Reserve – this reserve is used to hold capital receipts until they are utilised to finance capital expenditure or reduce borrowing.
- Capital Grants Unapplied Account – this reserve is used to hold capital grants until they are utilised to finance capital expenditure.
- Capital Reserve – this reserve is a revenue backed earmarked reserve that has been set aside to fund capital expenditure.
- [Earmarked Reserves](#) - The Commissioner has a number of earmarked reserves that exist both to provide a [contingency](#) to cushion the effect of unexpected events and to provide a mechanism to build up funds to meet expected liabilities. The Commissioner's earmarked reserves have been formulated in conjunction with the [CIPFA](#) guidance on Reserves and [Provisions](#). Details of the earmarked reserves in existence and a brief description as to their purpose is included in note 8 to the accounts (see pages 62-63).

The movement in the Commissioner's Group and Single Entity Usable Reserves is detailed in the Movement in Reserves Statement (see pages 40 to 41), and the disclosure notes relating to Adjustments between the Accounting Basis and Funding Basis under regulations (Note 7) and Transfer to/from Earmarked reserves (Note 8).

### Accounting Policy - Reserves

Specific amounts are set aside as [reserves](#) for future policy purposes or to cover contingencies. Reserves are created by appropriating amounts out of the Police Fund Balance in the Movement in Reserves Statement. When expenditure to be financed from a reserve is incurred, it is charged to the appropriate function in that year to score against the Surplus or Deficit on the Provision of Services in the Comprehensive Income and Expenditure Statement. The reserve is then appropriated back into the Police Fund balance in the Movement in Reserves Statement so that there is no net charge against Council Tax for the expenditure.

Reserves are classified in the Balance Sheet and the Movement in Reserves Statement as either 'usable' (those that can be applied to fund expenditure or reduce local taxation) and 'unusable' (those held for technical accounting purposes). Under the Commissioner's funding arrangement to the Chief Constable all usable reserves are controlled by the Commissioner and recorded in the balance sheet of the Commissioner.



## 20 Unusable Reserves

*Unusable reserves derive from accounting adjustments and are not available to be spent.*

Certain reserves are kept to manage the accounting processes for [non-current assets](#), financial instruments, retirement and employee benefits and do not represent usable resources for the Commissioner.

### 20.a Revaluation Reserve

The [Revaluation Reserve](#) contains the overall gains made by the Commissioner arising from increases in the value of Property, Plant and Equipment and Intangible assets. The balance is reduced when assets with accumulated gains are:

- revalued downwards or impaired and the gains are lost,
- used in the provision of services and the gains are consumed through [depreciation](#), or
- disposed of and the gains are realised.

The Reserve records the unrealised net gain from the revaluation of non-current assets accumulated since 1 April 2007, the date that the reserve was created. Accumulated gains arising before that date are consolidated into the balance on the [Capital Adjustment Account](#). The balance is made up of individual credit balances associated with specific assets and will be equal to the difference between the current value net book value (NBV) and the historic cost NBV for all assets.

The movements on the reserve during 2023/24 and the previous year are set out in the table below:

Revaluation Reserve	PFCC/Group	PFCC/Group
	2022/23	2023/24
	£000s	£000s
<b>Balance at Start of Year</b>	<b>19,948</b>	<b>25,878</b>
Upward revaluation of assets	5,943	2,944
Downward revaluation of assets and impairment losses not charged to the Surplus/Deficit on the Provision of Services	(13)	(4,490)
Surplus or deficit on revaluation of non-current assets not posted to the Surplus/Deficit on the Provision of Services	<b>5,930</b>	<b>(1,546)</b>
Difference between fair value depreciation and historical cost depreciation	0	(333)
Amount written off to Capital Adjustment Account	0	(333)
<b>Balance at End of Year</b>	<b>25,878</b>	<b>23,999</b>

## 20.b Capital Adjustment Account

The [Capital Adjustment Account](#) (CAA) absorbs the timing differences arising from the different arrangements for accounting for the consumption of [non-current assets](#) and for financing the acquisition, construction or enhancement of those assets under statutory provisions. The Account is debited with the cost of acquisition, construction or enhancement as [depreciation](#), [impairment](#) losses and [amortisations](#) are charged to the Comprehensive Income and Expenditure Statement (with reconciling postings from the [Revaluation Reserve](#) to convert [fair value](#) figures to a historical cost basis). The account is credited with the amounts set aside by the Commissioner as finance for the costs of acquisition, construction and enhancement. The account contains revaluation gains accumulated on Property, Plant and Equipment before 1 April 2007, the date that the Revaluation reserve was created to hold such gains. Note 7 provides details of the source of all the transactions posted to the account apart from those involving the revaluation reserve.

The movements on the account during 2023/24 and the previous year are set out in the table below:

Capital Adjustment Account	PFCC/Group 2022/23 £000s	PFCC/Group 2023/24 £000s
<b>Balance at Start of Year</b>	<b>29,614</b>	<b>31,078</b>
Reversal of items relating to capital expenditure debited or credited to the Comprehensive Income and Expenditure Statement		
Charges for depreciation and impairment of non-current assets	(3,926)	(3,838)
Revaluation gains/(losses) on Property, Plant and Equipment	1,469	(820)
Amortisation of Intangible assets	(810)	(752)
	<b>(3,267)</b>	<b>(5,410)</b>
Adjusting amounts written out of the Revaluation Reserve	0	333
<b>Net written out amount of the cost of non-current assets consumed in the year</b>	<b>(3,267)</b>	<b>(5,077)</b>
<b>Capital financing applied in the year:</b>		
Use of the Capital Receipts Reserve to finance new capital expenditure	425	128
Capital grants and contributions credited to the Comprehensive Income and Expenditure Statement that have been applied to capital financing	3,148	1,728
Statutory provision for the financing of capital investment charged against the General Fund (MRP)	653	681
Capital expenditure charged against the Police Fund	505	2,193
	<b>4,731</b>	<b>4,730</b>
<b>Balance at End of Year</b>	<b>31,078</b>	<b>30,731</b>

## 20.c Collection Fund Adjustment Account

The Collection Fund Adjustment Account manages the differences arising from the recognition of Council Tax income in the Comprehensive Income and Expenditure Statement as it falls due from Council Tax payers compared with the statutory arrangements.

The end of year balance on the account reflects the Commissioner's aggregate share of the Surplus/(Deficit) on the Collection fund operated by each of the 6 district councils (or billing authorities) that has yet to be distributed. The movements on the account during 2023/24 and the previous year are set out in the table below:

Collection Fund Adjustment Account	PFCC/Group	PFCC/Group
	2022/23	2023/24
	£000s	£000s
Balance at Start of Year	18	84
Amount by which council tax income credited to the Comprehensive Income and Expenditure Statement is different from council tax income calculated for the year in accordance with statutory requirements	66	(78)
<b>Balance at End of Year</b>	<b>84</b>	<b>6</b>

A further breakdown of the movement in year by district council, is provided in note 28 on page 97.

### Accounting Policy – Collection Fund

Council Tax is collected from local taxpayers by the billing authorities (district councils). The billing authorities in England are required by statute to maintain a separate fund, known as the **Collection Fund**, for the collection and distribution of amounts due in respect of Council Tax. The fund's key features relevant to accounting for Council Tax in the core financial statements of the billing authorities are:

- In its capacity as a billing authority the council acts as agent; it collects and distributes Council Tax income on behalf of the major preceptors (County Council and the Police and Crime Commissioner for Cumbria) and itself.
- While the Council Tax income for the year credited to the collection fund is accrued income for the year, regulations determine when it should be released from the collection fund and transferred to the general fund of the billing authority or paid out of the collection fund to major preceptors.
- Up to 2008/09 the SORP required the Council Tax income included in the Comprehensive Income and Expenditure Statement to be that which under regulation was required to be transferred from the collection Fund to the general fund of the billing authority. The Major precepting bodies were simply required to show the [precept](#) received from the billing authority during the year.

From the year commencing 1 April 2009, the Council Tax income included in the Comprehensive Income and Expenditure Statement for the year shall be the accrued income for the year. The difference between the income included in the Comprehensive Income and Expenditure Statement and the amount required by regulation to be credited to the collection fund shall be taken to the Collection Fund Adjustment Account and included as a reconciling item in the Movement in Reserves Statement.

Since the collection of Council Tax is, in substance, an agency arrangement, cash collected by the billing authority from Council Tax [debtors](#) belongs proportionately to the billing authority and the major preceptors. There will be therefore a debtor/creditor position between the billing authorities and each major preceptor to be recognised since the net cash paid to each major preceptor in the year will not be its share of cash collected from Council Taxpayers.

The Comprehensive Income and Expenditure Statement shows the share of cash collected in relation to Council Tax for the year. A transfer has been made to the collection fund adjustment account to record the amount due to/from the six districts (billing authorities) as at the year end. The debtors and [creditors](#) contained within the balance sheet now shows the share of Council Tax debtors (less an adjustment for bad and doubtful debts), Council Tax creditors, prepayments and a recognition of the amounts owed to or from the billing authorities.

## 20.d Accumulated Absences Account

The short-term accumulated absences account absorbs the differences that would otherwise arise on the Police Fund balance from accruing for compensated absences earned but not taken in the year, e.g. annual leave, flexi leave, time off in lieu and rest day entitlements carried forward at 31 March. Statutory arrangements require that the impact on the Police Fund Balance is neutralised by transfers to or from the Account.

Accumulated Absences Account	PFCC 2022/23 £000s	PFCC 2023/24 £000s	Group 2022/23 £000s	Group 2023/24 £000s
<b>Balance at Start of Year</b>	(49)	(44)	(4,506)	(4,805)
Settlement or cancellation of accrual made at the end of the preceding year	49	44	4,506	4,805
Amounts accrued at the end of the current year	(44)	(46)	(4,805)	(4,460)
Amount by which officer remuneration charged to the Comprehensive Income and Expenditure Statement on an accruals basis is different from remuneration chargeable in the year in accordance with statutory requirements	5	(2)	(299)	345
<b>Balance at End of Year</b>	(44)	(46)	(4,805)	(4,460)

### Accounting Policy - Employee Benefits payable during Employment

Short-term employee benefits are those due to be settled within 12 months of the year-end. They include such benefits as salaries, paid annual leave and paid sick leave, bonuses and non-monetary benefits (e.g. cars) for current employees and are recognised as an expense for functions in the year in which employees render service. An [accrual](#) is made for the cost of holiday entitlements, time off in lieu, flexi leave and rest days in lieu earned by employees but not taken before the year-end, which employees can carry forward into the next financial year. The accrual is made at the salary rate applicable at the balance sheet date. The employee accrual is then reversed out through the movement in reserves statement so that it is not charged against council tax.

## 20.e Pensions Reserve

The Pensions [Reserves](#) (LGPS and Police) absorb the timing differences arising from the different arrangements for accounting for post-employment benefits and for funding in accordance with statutory provisions. The Commissioner accounts for post-employment benefits in the Comprehensive Income and Expenditure Statement as the benefits are earned by employees accruing years of service, updating the liabilities recognised to reflect inflation, changing assumptions and investment returns on any resources set aside to meet the costs. However, statutory arrangements require benefits earned to be financed as the Commissioner makes employer's contributions to pension funds or eventually pays any pensions for which it is directly responsible. The debit balance on the Pension Reserve therefore shows a substantial shortfall in the benefits earned by past and current employees and the resources the Commissioner has set aside to meet them. The statutory arrangements will ensure that funding will have been set aside by the time the benefits come to be paid.

Pensions Reserve	PFCC		Group		Group	
	LGPS Pensions		LGPS Pensions		Police Pensions	
	2022/23	2023/24	2022/23	2023/24	2022/23	2023/24
	£000s	£000s	£000s	£000s	£000s	£000s
Balance at Start of Year	(1,104)	0	(60,929)	0	(1,459,590)	(1,065,680)
Remeasurement of the net defined pension benefit liability/asset	1,675	359	87,675	12,843	425,510	9,890
Reversal of items relating to retirement benefits debited or credited to the Surplus or Deficit on the Provision of Services in the Comprehensive Income and Expenditure Statement	(279)	(208)	(10,326)	(3,215)	(66,980)	(58,220)
Employer's pension contributions and direct payments to pensioners payable in the year.	127	242	4,279	4,646	35,380	34,720
Impact of Asset Ceiling	(419)	(407)	(20,699)	(15,007)	0	0
<b>Balance at End of Year</b>	<b>0</b>	<b>(14)</b>	<b>0</b>	<b>(733)</b>	<b>(1,065,680)</b>	<b>(1,079,290)</b>

## 21 Related Party Transactions

The Commissioner is required to disclose material transactions with related parties – bodies or individuals that have the potential to control or influence the Commissioner or to be controlled or influenced by the Commissioner. Disclosure of these transactions allows readers to assess the extent to which the Commissioner might have been constrained in his ability to operate independently or might have secured the ability to limit another party's ability to bargain freely with the Commissioner.

### 21.a Chief Constable for Cumbria Constabulary

The Police, Fire and Crime Commissioner has direct control over the Chief Constable's finances, providing funding for all running costs and taking responsibility for funding of all pensions' liabilities. The Commissioner is responsible for setting the Police and Crime Plan. The Chief Constable retains operational independence and operates within the funding arrangement set by the Commissioner, to deliver the aims and objectives set out in the Police and Crime Plan.

### 21.b Central Government

Central government has effective control over the general operations of the Commissioner – it is responsible for providing the statutory framework within which the Commissioner operates and provides the majority of its funding in the form of grants. Grants received from government departments are set out in the Comprehensive Income and Expenditure Statement (pages 38-39). Government Grants included within the Net Cost of Services are detailed in note 27 below, the extent to which these grants are outstanding at the end of the year is recorded in short-term [debtors](#) note 14.

### 21.c Members

The Commissioner has nine appointed Members, five who serve on the Joint Audit Committee and four who serve on the Ethics and Integrity Panel. These members are required to declare any direct financial relationship through outside bodies or companies with the Commissioner. No material transactions have been reported in respect of the 2023/24 financial year. The total members allowances paid in 2023/24 are shown in note 22.

### 21.d Officers and Employees

Employees of the Commissioner and senior officers and staff of the Constabulary were asked to declare any direct financial relationship through outside bodies or companies with the Commissioner. No material transactions have been reported in respect of the 2023/24 financial year.

### 21.e Other Public Bodies

The Commissioner's transactions with the Cumbria Local Government Pension Scheme (administered by the former County Council) are shown in the pension related disclosure notes included within the Technical Annex (Annex C) pages 116-127.

The amounts received in respect of council tax income from the former six Cumbrian District Councils are detailed in note 28.

The Commissioner has included within the Comprehensive Income and Expenditure Statement his respective share of costs in relation to collaborative arrangements with other forces/councils. In particular these include:

- The PCC for Cheshire – North West Underwater Search Unit, Northwest Armed Policing Collaboration, Northwest Strategic Automatic Number Plate Recognition (ANPR) and Regional Emergency Services Network (ESN).
- The PCC for Merseyside – Regional Crime Unit, Regional Intelligence Unit, Prison Intelligence Unit, Technical Support Unit, Government Agency Intelligence Network (GAIN), Confiscation Unit, Regional Assets Recovery Team, Operational Security (OPSEY), Cyber Crime, Regional Fraud Team, Regional Insourced Forensic Science Services.
- The PCC for Lancashire – Regional Insourced Forensic Science Services.

## 22 Members Allowances and Expenses

The Code of Practice on Local Authority Accounting requires the disclosure of the total amount of members allowances paid in the year. This is set out in the table below together with a comparative figure for the previous year.

Members Allowances	PFCC/Group 2022/23 £000s	PFCC/Group 2023/24 £000s
Basic Allowance	21	44
Travel and Subsistence	6	7
	<b>27</b>	<b>51</b>
<b>Analysis by Type:</b>		
Joint Audit Committee	10	14
Ethics and Integrity Panel	9	17
Independent Custody Visitors	4	3
Misconduct Panel	4	17
	<b>27</b>	<b>51</b>

The above table includes expenses for the five appointed members of the Joint Audit Committee, the Ethics and Integrity Panel, misconduct panels together with travel allowances payable to independent custody visitors. The table above includes the total costs of members and these apply jointly between the Commissioner and Constabulary.

A full disclosure of allowances and expenses paid to individual members can be found on the Police, Fire and Crime Commissioners website at: <https://cumbria-pcc.gov.uk/finance-governance/allowances/>.



## 23 Disclosure of Remuneration for Senior Employees

The following tables set out the remuneration disclosures for Senior Officers and Relevant Police Officers whose salary is more than £50,000 per year. The first table provides the information for 2023/24 and the second provides comparatives for 2022/23.

The table below gives the PFCC and Group information for 2023/24 in £000s.

Postholder Information Post Title	Note	Salary (including Fees & Allowances)	Expense Allowances	Salary Sacrifice	Termination Pay & Compensation for loss of office	Other Payments (Police Officers Only)	Total Remuneration Excluding pension Contributions	Pension Contributions	Total Remuneration Including pension Contributions
<b>Shown in Single Entity Statements of Police, Fire &amp; Crime Commissioner</b>									
Police, Fire & Crime Commissioner		71	0	0	0	0	71	14	85
PFCC Chief Executive (a)	15	84	0	0	125	0	209	97	306
PFCC Chief Executive (b)		94	0	(3)	0	0	91	18	109
OPFCC Chief Finance Officer		78	0	0	0	0	78	14	92
<b>Total PFCC</b>		<b>327</b>	<b>0</b>	<b>(3)</b>	<b>125</b>	<b>0</b>	<b>449</b>	<b>143</b>	<b>592</b>
<b>Shown in Single Entity Statements of Chief Constable</b>									
Chief Constable - Michelle Skeer	1	55	3	0	0	1	59	0	59
Chief Constable - Robert Carden	2	160	(2)	0	0	11	169	50	219
Deputy Chief Constable (a)	3	99	11	0	0	0	110	0	110
Deputy Chief Constable (b)	4	11	0	0	0	3	14	0	14
Assistant Chief Constable	5	126	2	0	0	0	128	37	165
Temporary Assistant Chief Constable	6	109	10	0	0	1	120	29	149
Assistant Chief Officer	7	46	4	0	62	0	112	8	120
Chief Superintendent (Cumberland) (a)	8	60	2	0	0	1	63	15	78
Temporary Chief Superintendent (Cumberland)	9	78	2	0	0	4	84	24	108
Chief Superintendent (Cumberland) (b)	10	94	1	0	0	1	96	26	122
Temporary Chief Superintendent (Westmorland & Furness) (a)		99	1	(1)	0	1	100	31	131
Temporary Chief Superintendent (Westmorland & Furness) (b)	11	90	1	0	0	1	92	27	119
Chief Superintendent (Operations)		96	4	0	0	1	101	27	128
Temporary Chief Superintendent (Crime & Intel Command)	12	93	4	0	0	1	98	27	125
Director of Performance & Change		78	1	0	0	0	79	15	94
Joint Chief Finance Officer	13	19	0	0	0	0	19	3	22
Constabulary Chief Finance Officer		78	0	(17)	0	0	61	14	75
Director of Corporate Support	14	83	0	0	140	0	223	15	238
Director of Legal Services		94	1	(1)	0	0	94	18	112
<b>Total Chief Constable</b>		<b>1,568</b>	<b>45</b>	<b>(19)</b>	<b>202</b>	<b>26</b>	<b>1,822</b>	<b>366</b>	<b>2,188</b>
<b>Total Group</b>		<b>1,895</b>	<b>45</b>	<b>(22)</b>	<b>327</b>	<b>26</b>	<b>2,271</b>	<b>509</b>	<b>2,780</b>

### Notes

- Chief Constable Michelle Skeer retired on 01/08/23.
- Chief Constable Robert Carden was promoted from Deputy CC in 01/08/23.
- Deputy Chief Constable (a) was appointed on 01/07/23.
- Deputy Chief Constable (b) was seconded to the Police Officer Uplift Programme and associated costs were reimbursed by other forces until her resignation on 30/04/23.
- Assistant Chief Constable was promoted from Temporary ACC to substantive on 16/06/23.
- Temporary Assistant ACC was promoted from Ch Supt Crime & Intel) to T ACC on 26/06/23.
- The Assistant Chief Officer left the organisation on 10/08/23.
- Chief Supt (Cumberland) (a) resigned on 08/10/23.
- Temp Ch Supt (Cumberland) held the post from 26/06/23 until he retired on 09/02/24.
- Ch Supt (Cumberland) (b) moved from Standards, Insight & Performance to Cumberland on 22/01/24.
- Temp Ch Supt (Westmorland & Furness) (b) was appointed to the role on 11/09/23.
- Temp Ch Supt (Crime & Intel) was appointed to the role on 26/06/23.
- The Joint Chief Finance Officer retired on 15/06/23.
- The Director of Corporate Support left the organisation on 29/02/24.
- OPFCC Chief Executive (a) left the organisation on 29/02/24.

The comparative PFCC and Group figures for 2022/23 in £000s, are set out in the table below:

Postholder Information Post Title	Note	Salary (including Fees & Allowances)	Expense Allowances	Salary Sacrifice	Benefits in Kind	Other Payments (Police Officers Only)	Total Remuneration Excluding pension Contributions	Pension Contributions	Total Remuneration Including pension Contributions
<b>Shown in Single Entity Statements of Police, Fire &amp; Crime Commissioner</b>									
Police, Fire & Crime Commissioner		68	0	0	0	0	68	13	81
PFCC Chief Executive (a)	11	90	0	0	0	0	90	17	107
PFCC Chief Executive (b)	11	90	0	(3)	0	0	87	17	104
<b>Total PFCC</b>		<b>248</b>	<b>0</b>	<b>(3)</b>	<b>0</b>	<b>0</b>	<b>245</b>	<b>47</b>	<b>292</b>
<b>Shown in Single Entity Statements of Chief Constable</b>									
Chief Constable - Michelle Skeer		164	9	0	0	3	176	0	176
Deputy Chief Constable (a)	1	1	0	0	0	0	1	0	1
Deputy Chief Constable (b)	2	137	0	0	0	4	141	0	141
Deputy Chief Constable (c)	3	91	(1)	0	0	9	99	28	127
Assistant Chief Officer	4	93	8	5	0	0	106	17	123
Temporary Assistant Chief Constable		113	9	0	0	0	122	29	151
Joint Chief Finance Officer		90	0	0	0	0	90	17	107
Director of Corporate Support		90	0	0	0	0	90	17	107
Chief Superintendent (Cumberland)	5	93	2	2	0	0	97	28	125
Chief Superintendent (Crime & Intel Command)	6	87	3	1	0	0	91	27	118
Temporary Chief Superintendent (Crime & Intel Command)	7	8	0	0	0	0	8	0	8
Chief Superintendent (Operations)	8	88	1	1	1	0	90	27	117
Temporary Chief Superintendent (Standard Insight & Performance Command)	9	90	1	2	0	0	93	27	120
Chief Superintendent (Westmorland & Furness)	10	93	2	0	0	0	95	28	123
Director of Legal Services		90	1	(1)	1	0	91	17	108
<b>Total CC</b>		<b>1,328</b>	<b>35</b>	<b>(1)</b>	<b>12</b>	<b>16</b>	<b>1,390</b>	<b>262</b>	<b>1,652</b>
<b>Total Group</b>		<b>1,576</b>	<b>35</b>	<b>(4)</b>	<b>12</b>	<b>16</b>	<b>1,635</b>	<b>309</b>	<b>1,944</b>

## Notes

- Deputy Chief Constable (a) resigned on 04/04/2022.
- Deputy Chief Constable (b) is seconded to the Police Officer Uplift Programme and associated costs are reimbursed by other forces.
- Deputy Chief Constable (c) joined the Constabulary on 08/07/2022.
- The Assistant Chief Officer joined the Constabulary on 25/06/2022.
- The Chief Superintendent (Cumberland) took up the post on 05/09/2022, prior to that she was the Chief Superintendent (Insight & Performance).
- The Chief Superintendent (Crime & Intel Command) was promoted to Chief Superintendent w.e.f. 23/05/2022.
- The Temporary Chief Superintendent (Crime Command) retired on 29/04/2022.
- The Chief Superintendent (Operations) was promoted to Chief Superintendent on 05/09/2022.
- The temporary Chief Superintendent (Insight and Performance) was promoted to Chief Superintendent 05/09/2022.
- The Chief Superintendent (Westmorland and Furness) was promoted to Chief Superintendent on 05/09/2022.
- The role of Chief Executive to the Commissioner is shared between two individuals each taking responsibility for six months of the year. For the other six month period each will act as Deputy Chief Executive.

## 24 Employee Remuneration

The Code of Practice on Local Authority Accounting requires the disclosure of the number of employees whose remuneration, excluding pension's contributions, exceeded £50,000 and senior police officers (defined as those holding a rank **above** that of superintendent). This is set out in the table below in bands of £5,000:

Remuneration Band	2022/23				2023/24			
	PFCC	CC	CC	Group	PFCC	CC	CC	Group
	Police Staff	Police Staff	Snr Police Officers	Total	Police Staff	Police Staff	Snr Police Officers	Total
£50,000 to £54,999	0	7	0	7	1	18	0	19
£55,000 to £59,999	0	5	0	5	0	3	1	4
£60,000 to £64,999	0	1	0	1	0	2	0	2
£65,000 to £69,999	1	7	0	8	0	1	0	1
£70,000 to £74,999	0	1	0	1	1	4	0	5
£75,000 to £79,999	0	1	0	1	1	3	0	4
£80,000 to £84,999	0	0	0	0	0	0	1	1
£85,000 to £89,999	1	0	2	3	0	0	0	0
£90,000 to £94,999	1	3	3	7	1	2	1	4
£95,000 to £99,999	0	1	1	2	0	0	3	3
£100,000 to £104,999	0	0	0	0	0	0	1	1
£105,000 to £109,999	0	0	0	0	0	0	1	1
£110,000 to £114,999	0	0	1	1	0	1	0	1
£115,000 to £119,999	0	0	0	0	0	0	1	1
£120,000 to £124,999	0	0	0	0	0	0	0	0
£125,000 to £129,999	0	0	0	0	0	0	1	1
£130,000 to £134,999	0	0	0	0	0	0	0	0
£135,000 to £139,999	0	0	0	0	0	0	0	0
£140,000 to £144,999	0	0	1	1	0	0	0	0
£145,000 to £149,999	0	0	0	0	0	0	0	0
£150,000 to £154,999	0	0	0	0	0	0	0	0
£155,000 to £159,999	0	0	0	0	0	0	0	0
£160,000 to £164,999	0	0	0	0	0	0	0	0
£165,000 to £169,999	0	0	1	1	0	0	1	1
£170,000 to £174,999	0	0	0	0	0	0	0	0
£175,000 to £179,999	0	0	0	0	0	0	0	0
£180,000 to £184,999	0	0	0	0	0	0	0	0
£185,000 to £189,999	0	0	0	0	0	0	0	0
£190,000 to £194,999	0	0	0	0	0	0	0	0
£195,000 to £199,999	0	0	0	0	0	0	0	0
£200,000+	0	0	0	0	1	1	0	2
<b>Total</b>	<b>3</b>	<b>26</b>	<b>9</b>	<b>38</b>	<b>5</b>	<b>35</b>	<b>11</b>	<b>51</b>

In 2023/24 the remuneration for 377 Police Officers (282 in 2022/23) superintendent rank and below (who are not required to be disclosed in the above note under regulations) exceeded £50,000. The large increase represents the full year impact of the September 2022 pay award and part year impact of the September 2023 pay award. The two employees in the £200k+ line represents the impact of exit payments.

The table above includes those employees and senior police officers that are also required to be disclosed on a more detailed individual basis. Please see note 23 for more information.

## 25 Exit Packages/Termination Payments

The numbers of exit packages with total cost per band and a total cost of the compulsory and other redundancies are set out in the table below:

Exit package cost band (including special payments)	Group		Group		Group		Group	
	Number of Compulsory Redundancies		Number of other Departures Agreed		Total Number of Exit Packages by cost band		Total cost of exit packages in each band	
	2022/23 Headcount	2023/24 Headcount	2022/23 Headcount	2023/24 Headcount	2022/23 Headcount	2023/24 Headcount	2022/23 £000's	2023/24 £000's
£0-£20,000	0	0	1	0	1	0	18	0
£20,001 - £40,000	0	0	2	1	2	1	65	26
£40,001 - £60,000	0	0	0	0	0	0	0	0
£60,001 - £80,000	0	0	0	1	0	1	0	62
£80,001 - £100,000	0	0	1	0	1	0	82	0
£100,001 - £150,000	0	0	0	1	0	1	0	141
£150,001 - £200,000	0	0	0	0	0	0	0	0
£200,001 - £250,000	0	1	0	0	0	1	0	207
<b>Total</b>	<b>0</b>	<b>1</b>	<b>4</b>	<b>3</b>	<b>4</b>	<b>4</b>	<b>165</b>	<b>436</b>

During 2023/24 the contracts of a small number of employees were terminated incurring termination payments amounting to £436k (£165k in 2022/23). This amount is made up of exit packages paid in 2023/24.

The exit packages paid in 2023/24 amount to £436k (£165k in 2022/23). The exit packages can be further split into compensation for loss of employment £354k (£101k in 2022/22) and enhanced pension benefits £82k (£64k in 2022/23). The Exit Packages table above provides details of the number and total cost of exit packages per band and include those exit packages paid in 2023/24.

### Accounting Policy - Termination Benefits

Termination benefits are amounts payable as a result of a decision to terminate an individual's employment before the normal retirement date or an officer's decision to accept voluntary redundancy. These are charged (on an [accruals](#) basis) to the relevant service line in the Comprehensive Income and Expenditure Statement at the earlier of when the organisation can no longer withdraw the offer of those benefits or when the organisation recognises the costs for restructuring.

Where termination benefits involve enhancement of pensions, statutory provisions require the Police Fund balance be charged with the amount payable to the pension fund or pensioner in the year, not the amount calculated according to the relevant accounting standards. In the Movement in Reserves Statement, appropriations are required to and from the pensions reserve to remove the notional debits and credits for pension enhancement termination benefits and replace them with debits for the cash paid to the pension fund and any such amounts payable but unpaid at the year-end.

## 26 Audit Fees

In 2023/24 the Commissioner and Chief Constable incurred the following fees relating to external audit services provided by Grant Thornton UK LLP.

External Audit Fees	Group 2022/23 £000s	Group 2023/24 £000s
<b>Amounts Relating to The Police, Fire and Crime Commissioner</b>		
Fees payable to Grant Thornton UK LLP with regard to external audit services carried out by the appointed auditor:		
- In relation to 2021/22 Audit	2	0
- In relation to 2022/23 Audit	49	1
- In relation to 2023/24 Audit	0	96
	<b>51</b>	<b>97</b>
<b>Amounts Relating to The Chief Constable</b>		
Fees payable to Grant Thornton UK LLP with regard to external audit services carried out by the appointed auditor:		
- In relation to 2021/22 Audit	3	0
- In relation to 2022/23 Audit	22	3
- In relation to 2023/24 Audit	0	52
	<b>25</b>	<b>55</b>
<b>Total External Audit Fees for Year</b>	<b>76</b>	<b>152</b>

The above table shows the gross fees payable to the external auditor during the year.

The amounts in the table agree to the amounts recorded in the comprehensive income and expenditure statement. Subsequent to the closure of the accounts for 2021/22, the external auditors advised in June that their intended audit fee in relation to the 2021/22 audit was to increase to £46k for the PCC and £20k for the Constabulary, the combined difference of £4k has been reflected in the accounts for 2022/23. External audit fees are determined following a national procurement exercise with the annual scale charges increasing to take account of new audit requirements in areas such as pension scheme valuations and value for money arrangements.



## 27 Grant Income

The Commissioner credited the following grants and contributions to the Comprehensive Income and Expenditure Statement in 2023/24.

Grant Income	PFCC/Group	
	2022/23 £000s	2023/24 £000s
<b>Credited to Taxation and Non Specific Grant Income</b>		
Formula Funding (Home Office)	37,230	37,360
Council Tax Freeze & Local Council Tax Support Support (Home Office)	4,850	4,850
Home Office Police Grant	35,373	35,496
PFI Grant (Home Office)	688	688
<b>TOTAL</b>	<b>78,141</b>	<b>78,394</b>
<b>Credited to other Operating Expenditure</b>		
Police Pension Grant (Home Office)	19,347	16,493
	19,347	16,493
<b>Credited to Services</b>		
<b><i>Grants and Contributions - Central Government</i></b>		
Apprenticeship Levy (Home Office)	814	787
Apprenticeship Grant (ESFA)	65	0
Criminal Records Bureau (Home Office)	514	427
Police Pension Contribution (Home Office)	1,175	1,174
Operation Uplift (Home Office)	1,138	3,372
Fire Gov Funding	0	52
Drugs Testing on Arrest	0	26
ATOM Programme (Home Office)	990	10
Safer Streets Fund (Home Office)	548	671
Police STAR board Grant (Home Office)	955	0
Victims Services (Ministry of Justice)	1,396	1,399
National ICT Charges	0	169
Law Enforcement Data Services	0	405
National DDaT	0	4,298
International Law Enforcement Alerts Platform	0	20
Pay Award Funding	0	2,783
Local Tax Income Guarantee Compensation (DLUHC)	19	0
Domestic Abuse Perpetrator Funding (Home Office)	200	0
Serious Violence Duty (Home Office)	30	234
Collaborations (Various)	137	131
	7,981	15,958
<b><i>Grants and Contributions - Other</i></b>		
NHS Funding (SASS)	78	125
Local Partnership	446	487
Youth Offending Team (Cumbria CC)	97	88
Safer Cumbria Delivery Board (PCC for Cumbria)	218	263
	839	963
<b>TOTAL</b>	<b>8,820</b>	<b>16,921</b>

## Accounting Policy - Government Grants and Contributions

Whether paid on account, by installments or in arrears, government grants and third party contributions and donations are recognised as due when there is reasonable assurance of:

- compliance with the conditions attached to the payments, and
- the grants or contributions will be received.

Amounts recognised as due are not credited to the Comprehensive Income and Expenditure Statement until conditions attached to the grant or contribution have been satisfied. Conditions are stipulations that specify that the future economic benefits or service potential embodied in the asset acquired using the grant or contribution are required to be consumed by the recipient as specified, or future economic benefits or service potential must be returned to the body making the grant or contribution.

Monies advanced as grants or contributions for which conditions have not been satisfied are carried on the balance sheet as [creditors](#). When conditions are satisfied, the grant or contribution is credited to the relevant function line (attributable revenue grants and contributions) or Taxation and Non-Specific Grants Income (non-ringfenced revenue grants and all capital grants) in the Comprehensive Income and Expenditure Statement.

Where capital grants are credited to the Comprehensive Income and Expenditure Statement, they are reversed out of the Police Fund Balance in the Movement in Reserves Statement. Where the grant has yet to be used to finance [capital expenditure](#), it is posted to the Capital Grants Unapplied reserve. Where it has been applied, it is posted to the [Capital Adjustment Account](#). Amounts in the Capital Grants Unapplied reserve are transferred to the Capital Adjustment Account once they have been applied to fund capital expenditure.

In accordance with the statutory responsibility of the Commissioner to maintain the Police Fund contained within the Police Reform and Social Responsibility Act 2011, all grants are recognised in the accounts of the Commissioner.



## 28 Income from Council Tax

*Precept- The demands made by the Police, Fire and Crime Commissioner on the district councils who are the billing authority in relation to the collection of council tax.*

On 1 April 2023 Local Government Reorganisation in Cumbria saw the six district councils replaced by two unitary authorities. The former district councils of Allerdale, Carlisle and Copeland became Cumberland Council and the former district councils of Barrow, Eden and South Lakeland became Westmorland & Furness Council.

The income from Council Tax for 2023/24 is received as precept from the two unitary councils as set out below:

Council Tax Income	Precept Paid 2023/24 £000s	PFCC/Group Adjustment Re Debtors/ (Creditors) £000s	Income from Council Tax £000s
Cumberland Council	26,085	141	26,226
Westmorland & Furness Council	25,997	(219)	25,778
	<b>52,082</b>	<b>(78)</b>	<b>52,004</b>

The comparative information for 2022/23 for the six district councils is as follows:

Council Tax Income	Precept Paid 2022/23 £000s	PFCC/Group Adjustment Re Debtors/ (Creditors) £000s	Income from Council Tax £000s
Allerdale District Council	8,780	66	8,846
Barrow Borough Council	5,526	106	5,632
Carlisle City Council	10,054	(100)	9,954
Copeland Borough Council	5,985	(15)	5,970
Eden District Council	5,824	48	5,872
South Lakeland District Council	12,926	(38)	12,888
	<b>49,095</b>	<b>67</b>	<b>49,162</b>

## 29 Capital Expenditure and Capital Financing

*Capital expenditure can be defined as expenditure on the acquisition, construction or enhancement of non-current assets which adds to and not merely maintains the value of a non-current asset.*

The commissioner approves on an annual basis a capital programme for the Constabulary. The capital programme is fully funded for a five year period to tie in with the medium term financial forecast. The capital programme covers the routine cyclical replacement of ICT equipment and vehicles and also includes specific one off projects. Due to the cyclical nature of the majority of the capital programme, the programme is also modelled at a high level over a 10 year longer term horizon. The capital programme for 2023/24 was approved by the Commissioner at his Public Accountability Conference on 16 February 2023, papers for which can be found on the Commissioner’s website.

The capital outturn report for 2023/24 was approved by the Commissioner at Strategic Business Board on 21 May 2024 and can also be found on the Commissioner’s website.

The total amount of [capital expenditure](#) incurred in the year is shown in the table below.

Capital Expenditure	PFCC/Group	
	2022/23 £000s	2023/24 £000s
<b>Technology Schemes</b>		
Computer Hardware & Infrastructure	1,195	968
Emergency Services Network	132	0
Control Room Futures	11	94
Records Management System	35	93
CCTV Replacement and Analytics	372	70
ANPR	91	31
Other Technology Scheme	102	19
	<b>1,938</b>	<b>1,275</b>
<b>Vehicles Replacement Scheme</b>	<b>803</b>	<b>2,112</b>
<b>Building Schemes</b>		
Dog Kennels	14	7
Learning and Development Centre	204	(3)
Hunterlane	0	25
Carlisle Mechanical and Electrical	1	39
West Estates Project	13	5
Other Estates Projects		62
	<b>255</b>	<b>135</b>
<b>Equipment Schemes</b>		
Drones	0	34
Taser Expansion	0	197
CCTV Replacement	0	178
Telematics	0	28
LaserCam	0	80
Glock Pistol Replacement	39	0
	<b>39</b>	<b>517</b>
<b>Intangible Assets</b>	<b>1,057</b>	<b>22</b>
<b>Total Capital Expenditure</b>	<b>4,092</b>	<b>4,061</b>

## 29.a Capital Financing

The table below illustrates the resources used to finance [capital expenditure](#). Where capital expenditure is to be financed in future years by charges to revenue as assets are used by the Commissioner, the expenditure results in an increase in the [Capital Financing Requirement](#) (CFR), a measure of the capital expenditure incurred historically by the Commissioner that has yet to be financed. The CFR is analysed below:

Capital Financing Requirement	PFCC/Group	
	2022/23 £000s	2023/24 £000s
Opening Capital Financing Requirement	22,107	21,468
<i>Capital investment</i>		
Property, Plant and Equipment	3,035	4,039
Intangible Assets	1,057	22
<i>Sources of Finance</i>		
Capital receipts	(425)	(128)
Government grants and other contributions	(3,148)	(1,728)
Sums set aside from revenue:		
- Direct revenue contributions	(505)	(2,193)
- Minimum revenue provision	(653)	(681)
<b>Closing Capital Financing Requirement</b>	<b>21,468</b>	<b>20,799</b>
<i>Explanation of Movements in Year</i>		
Increase in underlying need to borrow (unsupported by government financial assistance)	(653)	(681)
Notional/Internal Borrowing	14	12
<b>Increase/(Decrease) in Capital Financing Requirement</b>	<b>(639)</b>	<b>(669)</b>

## 30 Capital Commitments

The Commissioner has outstanding contractual commitments amounting to £3,056k in respect of a number of schemes from the 2023/24 capital programme (£2,986k in 2022/23).

Outstanding Capital Commitments	PFCC/Group As at 31 March	
	2023 £000s	2024 £000s
ICT Core Hardware	13	364
ICT Core Hardware - Radio Replacements	37	582
Control Room Futures	293	200
Iken to the cloud	0	7
Records Management System	626	603
Firearms Digitalisation	22	0
CCTV	186	6
Vehicle Replacement	1,684	1,205
Telematics	0	68
Learning and Development Centre	87	0
Dog Section: Wreay	0	1
Carlisle Mechanical & Electrical	38	0
Laser Cameras	0	20
<b>Total</b>	<b>2,986</b>	<b>3,056</b>

## 31 Minimum Revenue Provision

Regulations 27 and 28 of the Capital Financing and Accounting Regulations 2003 require the Commissioner to make a provision from revenue for the repayment of any undischarged credit liabilities. This is referred to as the [Minimum Revenue Provision](#) (MRP). Additional voluntary contributions are permitted, which have the effect of reducing the Commissioner's [Capital Financing Requirement](#).

In line with the Capital Finance and Accounting regulations a Statement of MRP Policy was approved in February 2017 as part of the Treasury Management Strategy Statement. The policy states that MRP will be calculated using the regulatory method for debt incurred prior to 1 April 2008 and on the asset life basis for debt incurred after this date. In respect of PFI assets brought onto the balance sheet under the 2009 SORP, the MRP provision will match the annual principal repayment for the associated deferred liability.

The Minimum Revenue Provision charged for the year 2023/24 (and comparatives for 2022/23) is made up as follows:

Minimum Revenue Provision	PFCC/Group	PFCC/Group
	2022/23	2023/24
	£000s	£000s
<b>Minimum Revenue Provisions (MRP)</b>		
Core MRP	420	418
PFI MRP	233	263
<b>Total MRP for Year</b>	<b>653</b>	<b>681</b>

## 32 Accounting Standards that have been Issued but have not yet been Adopted

For 2023/24 the following accounting policy changes that need to be reported relate to:

- a) **IFRS 16 Leases** issued in January 2016 (but only for those local authorities that have not decided to voluntarily implement IFRS 16 in the 2023/24 year). Note the OPFCC/Constabulary have chosen to delay the adoption until 2024/25.
- b) **Classification of Liabilities as Current or Non-current (Amendments to IAS 1)** issued in January 2020. The amendments:
  - specify that an entity's right to defer settlement must exist at the end of the reporting period
  - clarify that classification is unaffected by management's intentions or expectations about whether the entity will exercise its right to defer settlement
  - clarify how lending conditions affect classification, and
  - clarify requirements for classifying liabilities an entity will or may settle by issuing its own equity instruments.
- c) **Lease Liability in a Sale and Leaseback (Amendments to IFRS 16)** issued in September 2022. The amendments to IFRS 16 add subsequent measurement requirements for sale and leaseback transactions.
- d) **Non-current Liabilities with Covenants (Amendments to IAS 1)** issued in October 2022. The amendments improved the information an entity provides when its right to defer settlement of a liability for at least 12 months is subject to compliance with covenants.
- e) **International Tax Reform: Pillar Two Model Rules (Amendments to IAS 12)** issued in May 2023. Pillar Two applies to multinational groups with a minimum level of turnover. The amendments introduced:

- a temporary exception to the requirements to recognise and disclose information about deferred tax assets and liabilities related to Pillar Two income taxes, and
  - targeted disclosure requirements for affected entities.
- f) **Supplier Finance Arrangements (Amendments to IAS 7 and IFRS 7)** issued in May 2023. The amendments require an entity to provide additional disclosures about its supplier finance arrangements. The IASB developed the new requirements to provide users of financial statements with information to enable them to:
- assess how supplier finance arrangements affect an entity's liabilities and cash flows, and
  - understand the effect of supplier finance arrangements on an entity's exposure to liquidity risk and how the entity might be affected if the arrangements were no longer available to it.

Note that a) will only be applicable to local authorities that have not voluntarily implemented IFRS 16 in 2023/24. It is likely that though they provide clarifications, items b), c) and d) will not have a significant impact on the amounts anticipated to be reported in the financial statements. There will be limited application of items e) and f).

In the Financial Statements for 2024/25, the effect of the changes will be assessed and where necessary, the comparative figures restated.

### 33 Pension Challenge

The Chief Constable of Cumbria along with other Chief Constables and the Home Office currently has a number of claims in respect of unlawful discrimination arising from transitional provisions in the Police Pension Regulations 2015.

#### Legal Claims

In respect of the McCloud Pension case, claimants have lodged claims for compensation under two active sets of litigation, Aarons and Penningtons. Government Legal Department settled the injury to feelings claims for Aarons on behalf of Chief Officers without seeking any financial contributions. Pecuniary loss claims have been stayed until the remedy is brought into force from 1 October 2023. The settlement of the injury to feelings claims for Aarons sets a helpful precedent, therefore no liability in respect of compensation claims is recognised in these accounts. As at 31 March 2024, it is not possible to reliably estimate the extent or likelihood of Penningtons claims being successful, and therefore no liability in respect of compensation claims is recognised in these accounts.

# Police Officer Pension Fund Account

## Police Officer Pension Fund Account

This statement provides information on transactions on the Police Pension Fund Account for the 2023/24 financial year together with comparative information for 2022/23.

Police Officer Pension Fund Account	Group 2022/23 £000s	Group 2023/24 £000s
<b>Contributions Receivable</b>		
Employer		
- Contributions (31.0% of Pensionable Pay )	(14,714)	(16,588)
Officers' Contributions		
- 1987 Scheme Member Contributions (see narrative for rates)	(2)	(9)
- 2006 Scheme Member Contributions (see narrative for rates)	0	0
- 2015 Scheme Member Contributions (see narrative for rates)	(6,346)	(7,184)
	<b>(21,062)</b>	<b>(23,781)</b>
Transferees in from Other Schemes	(121)	(96)
Capital Equivalent charge for ill-health schemes	(255)	(172)
	<b>(376)</b>	<b>(268)</b>
<b>Benefits Payable</b>		
Recurrent Pensions	33,656	36,689
Commutations and Lump Sums	6,882	3,614
Other (Scheme Pays)	84	236
	<b>40,622</b>	<b>40,539</b>
<b>Payments to and on Account of Leavers</b>		
Refund of Contributions	57	45
Transfer out to other schemes	106	10
	<b>163</b>	<b>55</b>
<b>Net Amount Payable for the Year</b>	<b>19,347</b>	<b>16,545</b>
Additional Contribution from the Police, Fire & Crime Commissioner	(19,347)	(16,545)
<b>Net Amount Payable (Receivable) for the Year</b>	<b>0</b>	<b>0</b>

## Net Assets Statement

This statement shows the net assets and liabilities of the scheme as at 31 March 2024.

Pension Fund Net Assets & liabilities	Group 2022/23 £000s	Group 2023/24 £000s
<b>Current Assets</b>		
Pensions Benefits paid in advance	2,810	3,051
<b>Current Liabilities</b>		
Amount due to the Police, Fire & Crime Commissioner	(2,810)	(3,051)

## Accounting Policies

The Police Pension Fund Accounts have been prepared in accordance with the requirements of the Police Pension Fund Regulations 2015 (SI 2015 No 445). The Pension Fund Accounts are administered by the Chief Constable and have been prepared on an accruals basis.

## Operation of Police Pensions Schemes

Since 1 April 2015 the Chief Constable has operated three Pensions Schemes for Police Officers. These are unfunded schemes, meaning that there are no investment assets built up to meet the pensions liabilities, and cash has to be generated to meet actual pension payments as they fall due. The original Police Officer Pension scheme is known as the 1987 scheme. The second scheme was introduced in April 2006 with the intention that joint contributions of employers and employees would finance the full costs of pension liabilities. All Police Officers recruited from April 2006 onwards automatically become members of the 2006 scheme and the previous 1987 scheme was closed to new members. Officers who were members of the 1987 scheme were allowed by regulation to become members of the 2006 scheme if they wished.

From 1 April 2015, a new pension scheme was introduced for Police Officers, known as the 2015 Scheme. The 2015 scheme is based on career average revalued earnings (CARE). All Police Officers recruited from 1 April 2015 automatically become members of the new scheme and the two previous schemes (1987 and 2006) have been closed to new members from that date. Members of the two older police pension schemes received full protection to 31 March 2022, transferred to the new 2015 scheme on 1 April 2015, or transferred on different tapering dates in the future subject to individual circumstances around age and length of service remaining. All members transferred to the 2015 Scheme on 1 April 2022 when the legacy schemes 1987 and 2006 closed. The members' contribution rates for the new scheme ranged between 12.44% and 13.78% in 2023/24 and 2022/23.

The financial statements for the Police Officer pension fund account do not take account of liabilities to pay pensions and other benefits after the period end. Details of the Chief Constable's long term pensions obligations can be found in the main accounting statements (see Balance Sheet page 42). Detailed disclosure notes regarding the Police Pension schemes can be found in the Technical Annex to the Statement of Accounts (Annex C Pensions on pages 116-127).

## Funding of Police Pension Schemes

In 2006/07 a new arrangement was established to fund Police Pensions. This revised arrangement is for both new and existing police officer schemes, but has no effect on the benefit structures of either scheme. The purpose of the change is to smooth fluctuations in costs, that would previously have been charged to the Chief Constable's Comprehensive Income and Expenditure Statement on a 'pay as you go basis', and to more clearly show the effect of the liability as opposed to current pension payments. Under the revised arrangements the liability for payment of police pensions is removed from the Chief Constable and replaced with an employers' contribution, currently set at 31% of pensionable pay, which, along with the employee contributions and any transfer values, is paid into the pensions account. The employees' and employer's contribution levels are based on percentages of pensionable pay set nationally by the Home Office and are subject to periodic revaluation by the Government Actuary's Department. Pensions are then paid from this account. The pensions account is balanced to nil annually, with any shortfall met by a top up from the Commissioner, or vice versa. However, the Home Office indemnify the Commissioner against any financial liability arising from a deficit on the Pension Account by providing a grant to the Commissioner equal to the Commissioner's top up. Similarly, any surplus on the Pension Account is ultimately repayable to the Home Office.



# Glossary of Terms

## Accruals

The concept that income and expenditure are recognised as they are earned or incurred, not when money is paid or received.

## Actuarial Valuation

A valuation of assets held, an estimate of the present value of benefits to be paid and an estimate of required future contributions, by an actuary, for example on behalf of a pension fund.

## Agency Costs

Services which are performed by or for another authority or public body, where the agent is reimbursed for the cost of the work done.

## Amortisation/Amortised Cost

The practice of reducing the value of assets to reflect their reduced worth over time. The term means the same as depreciation, though in practice amortisation tends to be used for the write-off of intangible assets, such as computer software.

## BCU

Basic Command Unit.

## Budget

A statement of the Police, Fire and Crime Commissioner's plans in financial terms. A budget is prepared and approved by the Police, Fire and Crime Commissioner before the start of each financial year and is used to monitor actual expenditure throughout the year.

## Capital Adjustment Account

The CAA records the balance of resources set aside to finance capital expenditure (i.e. Capital Receipts, Minimum Revenue Provision (MRP), Direct Revenue Contributions (DRC) and Deferred Grants Account (DGA)) and also the consumption of resources associated with the historical cost of acquiring, creating or enhancing non-current assets over the life of those assets (i.e. depreciation/impairment).

## Capital Expenditure

As defined in section 16 of the Local Government Act 2003 and regulation 25 of the Capital Finance and Accounting Regulations 2003, but broadly expenditure on the acquisition of a non-current asset or expenditure which adds to and not merely maintains the value of an existing non-current asset.

## Capital Financing Requirement (CFR)

The CFR is a measure of the extent to which the Commissioner needs to borrow to support capital expenditure. It does not necessarily relate to the actual amount of borrowing at any point in time.

## Capital Receipt

Monies received from the sale of capital assets, which may be used to finance new capital expenditure or to repay outstanding loan debt as laid down within rules prescribed by Central Government. Capital Receipts cannot be used to finance revenue expenditure, with the exception that up to 4% of sale proceeds may be transferred to the General Fund to finance costs directly associated with the disposal of the asset.

## Cash and Cash Equivalents

Cash is represented by cash in hand and in bank accounts. Cash Equivalents include demand deposits with financial institutions which are highly liquid in that they are repayable without penalty on notice of not more than 24 hours.

## CC or Chief Constable

The Chief Constable of Cumbria Constabulary.

## CFO

The PFCC Chief Finance Officer.

## CIPFA

The Chartered Institute of Public Finance and Accountancy. The main professional body for accountants working in the public services.

## Commissioner

The Police, Fire and Crime Commissioner for Cumbria.

## Componentisation

Identifying and depreciating the components of an asset separately if they have differing patterns of benefits relative to the total cost of the asset.

## Contingency

A sum set aside to meet unforeseen expenditure.

## Creditors

Amounts owed by the Police, Fire and Crime Commissioner for goods and services provided which had not been paid for at the end of the financial year.

# Glossary of Terms

## Debtors

Amounts owing to the Police, Fire and Crime Commissioner but not received at the end of the financial year.

## Depreciation

The measure of the wearing out, consumption, or other reduction in the useful economic life of a non-current asset, whether arising from use, passage of time or obsolescence through technological or other changes.

## De-minimis

In general the term means lacking in significance or importance. In terms of the accounts, a de-minimis limit is set for inclusion of projects in the capital programme, below this limit projects would be charged to revenue budgets.

## Direct Revenue Contributions (DRC)

Resources provided from the Police, Fire and Crime Commissioner's revenue budget to finance the cost of capital projects.

## DLUHC

Department for Levelling Up, Housing and Communities (formerly MHCLG and DCLG).

## Earmarked Reserves

Those elements of the Police Fund that have been set aside, "earmarked", for specific purposes.

## Fair Value

In accounting and economics, fair value is a rational and unbiased estimate of the potential market price of a good, service, or asset.

## Hedge Funds

A hedge fund is a pooled investment vehicle administered by a professional management firm, and often structured as a limited partnership/ limited liability company. Hedge funds invest in a diverse range of markets and use a wide variety of investment styles and financial instruments.

## Heritage Assets

A tangible asset with historical, artistic, scientific, technological, geophysical or environmental qualities that is held and maintained principally for its contribution to knowledge or culture.

## HMICFRS

His Majesty's Inspectorate of Constabulary and Fire & Rescue Services who are a government agency responsible for monitoring the standards and performance of Constabularies and Fire and Rescue Services.

## Impairment/Impaired

A reduction in the value of a non-current asset below its carrying amount on the balance sheet.

## Investment Property

Property (land or building) held solely to earn rentals or for capital appreciation or both, rather than for operational reasons such as the provision of services.

## Leasing

A method of financing expenditure over a period of time. There are two main types of lease:

- Finance Lease - where the risks of ownership are transferred to the lessee and where the assets are recorded in the Police, Fire and Crime Commissioner's balance sheet at a current valuation.
- Operating Lease - where the risks of ownership stay with the leasing company and the annual rental charges are made via the Revenue Account.

## Minimum Revenue Provision (MRP)

The minimum amount which must be set aside in the Revenue Account each year as a provision for credit liabilities.

## Non-current Assets

An asset, which will yield a benefit to the Police and Crime Commissioner for a period of more than one year.

## NPCC

The National Police Chiefs Council.

## PFCC

The Police, Fire and Crime Commissioner for Cumbria.

## Pension actuarial gains and losses

For a defined benefit scheme, the changes in actuarial deficits or surpluses that arise because:

- events have not coincided with actuarial assumptions made for the last valuation (experience gains and losses) or
- the actuarial assumptions have changed.

# Glossary of Terms

## **Pension – current service costs**

The increase in the present value of a defined benefit's liabilities expected to arise from employee service in the current period.

## **Pension – defined benefit scheme**

A pension or other retirement benefit scheme other than a defined contribution scheme. The scheme rules define the benefits independently of the contribution payable, and the benefits are not directly related to the investments of the scheme. The scheme may be funded or unfunded.

## **Pension assets – expected rate of return**

For a funded defined benefits scheme, the average rate of return, including both income and changes in fair value but net of scheme expenses, expected over the remaining life of the related obligation on the actual assets held by the scheme.

## **Pension – interest costs**

For a defined benefit scheme, the expected increase during the period in the present value of the scheme liabilities because the benefits are one period closer to settlement.

## **Pension - past service costs**

For a defined benefit scheme, the increase in the present value of the scheme liabilities related to employee service in prior periods arising in the current period as a result of the introduction of, or improvement to, retirement benefits.

## **Police Objective Analysis (POA)**

The Police Objective Analysis (POA) is a model developed by the Home Office for analysing individual policing areas expenditure. It has been developed to support the need for understandable, accurate and consistent costing information to allow internal and inter-force comparisons.

## **Precept**

The demands made by the Police, Fire and Crime Commissioner on the district councils who are the billing authority in relation to the collection of council tax.

## **Private Equity Funds**

A private equity fund is a collective investment scheme used for making investments in various equity (and to a lesser extent debt) securities according to one of the investment strategies associated with private equity.

## **Provision**

An amount set aside to provide for a liability which is likely to be incurred, although the amount and date of that liability are uncertain.

## **Public Works Loan Board (PWLB)**

A Government agency which provides longer term loans to Local Authorities at interest rates which are only slightly higher than those at which the government itself can borrow.

## **Reserves**

An amount set aside for a specific purpose and carried forward to meet expenditure in future years. The Police Fund represents accumulated balances which may be used to support future spending.

## **Revaluation Reserve**

The revaluation reserve records the unrealised net gain from revaluation of non-current assets made after 1 April 2007. The balance is made up of individual credit balances associated with specific assets and will be equal to the difference between the current value net book value (NBV) and the historic cost NBV for all assets.

## **SERCOP**

The CIPFA Service Reporting Code of Practice. It was introduced as part of the Best Value Regime to bring about more consistent accounting treatment of costs and to facilitate more meaningful financial comparisons between Authorities.

## **The Commissioner**

The Police, Fire and Crime Commissioner for Cumbria.

# Annex A - Statement of Accounting Policies

## 1 General Principles

The Statement of Accounts summarises the financial transactions for the 2023/24 financial year and the financial position at the 31 March 2024. The Police, Fire and Crime Commissioner and [Chief Constable](#) are each required to prepare an annual Statement of Accounts (single entity) in accordance with the Accounts and Audit Regulations 2015 which stipulate that the statements be prepared in accordance with proper accounting practices. Those practices primarily comprise the [CIPFA/LAASAC Code of Practice on Local Authority Accounting in the United Kingdom 2023/24](#) (the Code) and the Service Reporting Code of Practice 2023/24 [SERCOP](#), supported by International Financial Reporting Standards (IFRS) and statutory guidance issued under section 12 of the Local Government Act 2003. The [Commissioner](#) is responsible for combining the single entity statements to form a set of consolidated group accounts.

Where accounting policies relate to a particular note to the accounts, the accounting policy is shown alongside that note in a [grey text box](#), in the notes to the accounts section (see pages 45 to 101). Where an accounting policy is more generic and applicable across the statement accounts it is shown in this **Annex A**.

The accounting convention adopted in the Statement of Accounts is principally historical cost, modified by the revaluation of certain categories of [non-current assets](#).

**Historic Cost** – the amount the organisation originally paid for an item.

## 2 Accruals of Income and Expenditure

Activity is accounted for in the year that it takes place, not simply when cash payments are made or received. In particular:

- Revenue from contracts with service recipients, whether for services or the provision of goods, is recognised when (or as) the goods or services are transferred to the service recipient in accordance with the performance obligations in the contract.
- Supplies are recorded as expenditure when they are consumed – where there is a gap between the date supplies are received and their consumption, they are carried as inventories (stock) on the Balance Sheet.
- Expenses in relation to services received (including services provided by employees) are recorded as expenditure when the services are received rather than when payments are made.
- Interest receivable on investments and payable on borrowings is accounted for respectively as income and expenditure on the basis of the effective interest rate for the relevant financial instrument rather than the cash flows fixed or determined by the contract.
- Where income and expenditure have been recognised but cash has not been received or paid, a debtor or creditor for the relevant amount is recorded in the Balance Sheet. Where debts may not be settled, the balance of [debtors](#) is written down and a charge made to revenue for the income that might not be collected.
- An [accrual](#) is made in respect of employee benefits payable during employment.

### Accrual Example 1

An electricity invoice received at the start of April will usually relate to the previous quarters electricity consumption (January to March) and as such this expenditure should be shown in the financial statements for the previous financial year. The invoice will actually be paid in the new year but the costs are charged to the previous year by way of an accrual.

### Accrual Example 2

The PFCC/Constabulary insurance premiums are due on 1 November each year. The premium paid covers five months of the current financial year and seven months of the next. A prepayment is made in the accounts to move the cost of the seven months into the correct year.

# Annex A - Statement of Accounting Policies

## 3 Exceptional Items

When exceptional items of income and expense are **material**, their nature and value is disclosed separately, either on the face of the Comprehensive Income and Expenditure Statement or in the notes to the accounts, depending on how significant the items are to an understanding of financial performance.

**Materiality** – information is material if omitting it or misstating it could influence decisions that users make on the basis of the financial information about a specific reporting organisation. In other words, materiality is an organisation specific aspect of relevance based on the *nature or magnitude or both*, of the items to which the information relates in the context of the individual organisations financial statements.

## 4 Inventories

Inventories (stocks) are included in the balance sheet at historic cost. This is a departure from IAS2 which requires inventories to be valued at the lower of cost or net realisable value. However, for many stock items, particularly uniforms, net realisable value would be minimal and would not accurately reflect the value of holding these assets. As inventories predominantly relate to operational stocks (uniform and consumables) these are reported in the single entity statements of the Chief Constable and as such are consolidated into the Commissioner's group accounts.

## 5 Treatment of Overheads

The costs of overheads and support services are incorporated within the cost of Policing and Crime Services line of the comprehensive income and expenditure statement in accordance with the principles of the [CIPFA](#) Code of practice on Local Authority Accounting which requires costs to shown on the same basis as used for resource management.

Under the Commissioner's funding arrangement to the Chief Constable premises costs (except where they are directly attributable to the Chief Constable) are initially recorded in the accounts of the Commissioner and a recharge is made to the Chief Constable in the single entity Comprehensive Income and Expenditure Statements on an appropriate basis. Transport and supplies and services costs (except where they are directly attributable to the Commissioner) are initially recorded in the accounts of the Chief Constable and a recharge is made to the Commissioner in the single entity Comprehensive Income and Expenditure Statements on an appropriate basis.

## 6 Investment Property

Investment properties are those that are used solely to earn rentals and/or for capital appreciation. The definition is not met if the property is used in any way to facilitate the delivery of services or production of goods or is held for sale.

Investment properties are measured initially at cost and subsequently at [fair value](#), based on the amount at which the asset could be exchanged between knowledgeable parties at arm's length. As a non-financial asset, investment properties are measured at highest and best use. Properties are not depreciated but are revalued annually according to market conditions at the year-end. Gains and losses on revaluation are posted to the Financing and Investment Income and Expenditure line in the Comprehensive Income and Expenditure Statement. The same treatment is applied to gains and losses on disposal.

Rentals received in relation to investment properties are credited to the Financing and Investment Income line and result in a gain for the Police Fund Balance. However, revaluation and disposal gains and losses are not permitted by statutory arrangements to have an impact on the Police Fund balance. The gains and losses are

# Annex A - Statement of Accounting Policies

therefore reversed out of the police fund balance in the Movement in Reserves Statement and posted to the [Capital Adjustment Account](#) and (for any sale proceeds greater than £10,000) the [Capital Receipts](#) Reserve.

Investment assets are not generally held, however, in some circumstances where a surplus property no longer meets the strict criteria to be classified as “held for sale”, it must be classified as an investment property.

## 7 Contingent Assets

A contingent asset arises where an event has taken place that gives rise to a possible asset which will only be confirmed by the occurrence or otherwise of uncertain future events which cannot wholly be controlled. Contingent assets are not recognised in the Balance Sheet but disclosed in a note to the accounts where it is probable that there will be an inflow of economic benefits or service potential.

## 8 Value Added Tax (VAT)

VAT payable is included as an expense only to the extent that it is not recoverable from His Majesty’s Revenue and Customs. VAT receivable is excluded from income.

# Annex B – Technical Annex – Financial Instrument Disclosures

***Financial Instruments** are contracts that give rise to a financial asset in one entity and a financial liability in another. The term covers both **financial assets** such as cash & equivalents, investments and debtors and **financial liabilities** such as creditors and borrowings.*

## Accounting Policy - Financial Instruments

### Financial Liabilities

Financial Liabilities are initially measured at [fair value](#) and carried at their [amortised cost](#). Annual charges to the Comprehensive Income and Expenditure Statement for interest payable are based on the carrying amount of the liability, multiplied by the effective rate of interest for the instrument. For borrowings this means that the amount presented on the Balance Sheet is the outstanding amount of principal repayable and interest charged to the Comprehensive Income and Expenditure Statement is the amount payable for the year in the loan agreement. Borrowing is undertaken and accounted for in accordance with the Treasury Management Strategy. Where a payable (i.e. creditor) has a maturity of less than 12 months the [fair value](#) is taken to be the principal outstanding, or the billed/invoiced amount. In accordance with the funding arrangement between the Commissioner and the Chief Constable, all financial instrument liabilities, including borrowing and trade creditors are held by the Commissioner.

### Financial Assets

Financial assets are classified based on a classification and measurement approach that reflects the business model for holding the financial assets and their cash flow characteristics. The Commissioner holds financial assets measured at amortised costs (investments, cash and cash equivalent and debtors).

Financial Assets are initially measured at [fair value](#) and carried at their [amortised cost](#). Annual credits to the Comprehensive Income and Expenditure Statement for interest receivable are based on the carrying amount of the asset multiplied by the effective rate of interest for the instrument. Where a debtor has a maturity of less than 12 months, the fair value is taken to be the principal outstanding or the billed/invoiced amount. Investments are shown in the balance sheet at cost. Where investments are fixed term deposits, accrued interest owing at the balance sheet date is included in the Comprehensive Income and Expenditure Statement.

Where assets are identified as [impaired](#) because of a likelihood arising from a past event that payments due under the contract will not be made, the asset is written down and a charge made to the Comprehensive Income and Expenditure Statement. An example of such a charge would be the adjustment made to the [debtors](#) balance as an impairment allowance for doubtful debts (see note 14, page 77).

Investments are undertaken and accounted for in accordance with the Treasury Management Strategy.

**Treasury Management** is defined as “the management of the organisation’s investments and cash flows, its banking, money market and capital market transactions; the effective control of the risks associated with those activities; and the pursuit of optimum performance consistent with those risks.’

The **Treasury Management Strategy** is produced on an annual basis and is approved by the Commissioner in February each year. The strategy contains and investment strategy which provides details of approved counterparties with whom investments can be placed and approved limits and durations for investment. The strategy also includes a borrowing strategy should this be needed and approved practices and procedures to be adopted by staff carrying out investment and borrowing activities.

In accordance with the Commissioner’s funding arrangement with the Chief Constable all financial instrument assets including investments and trade debtors are held by the Commissioner.



# Annex B – Technical Annex – Financial Instrument Disclosures

## B1 Categories of Financial Instrument

The following categories of financial instrument are carried in the balance sheet:

Categories of Financial Instruments	PFCC Long Term		PFCC Current		Group Long Term		Group Current	
	31 March 2023	31 March 2024	31 March 2023	31 March 2024	31 March 2023	31 March 2024	31 March 2023	31 March 2024
	£000s	£000s	£000s	£000s	£000s	£000s	£000s	£000s
<b>Financial Assets</b>								
<b>Cash and Cash Equivalents</b>								
Imprest and cash	0	0	13,097	5,137	0	0	13,097	5,137
<b>Total cash and cash equivalents</b>	<b>0</b>	<b>0</b>	<b>13,097</b>	<b>5,137</b>	<b>0</b>	<b>0</b>	<b>13,097</b>	<b>5,137</b>
<b>Debtors</b>								
Debtors held at Amortised Cost	0	0	5,722	12,321	0	0	5,802	12,337
Items not classified as Financial Instruments	0	0	30,970	26,336	0	0	10,082	8,806
<b>Total Debtors</b>	<b>0</b>	<b>0</b>	<b>36,692</b>	<b>38,657</b>	<b>0</b>	<b>0</b>	<b>15,884</b>	<b>21,143</b>
<b>Total Financial Assets</b>	<b>0</b>	<b>0</b>	<b>49,789</b>	<b>43,794</b>	<b>0</b>	<b>0</b>	<b>28,981</b>	<b>26,280</b>
<b>Financial Liabilities</b>								
<b>Creditors</b>								
Creditors held at Amortised Cost	0	0	(1,237)	(586)	0	0	(8,191)	(4,329)
Items not classified as Financial Instruments	0	0	(34,615)	(33,144)	0	0	(10,429)	(10,283)
<b>Total Creditors</b>	<b>0</b>	<b>0</b>	<b>(35,852)</b>	<b>(33,730)</b>	<b>0</b>	<b>0</b>	<b>(18,620)</b>	<b>(14,612)</b>
<b>Other Long-term Liability (PFI/Finance Lease)</b>								
PFI & Finance Lease Liabilities	(3,701)	(3,402)	(264)	(299)	(3,701)	(3,402)	(264)	(299)
<b>Total other long term liabilities</b>	<b>(3,701)</b>	<b>(3,402)</b>	<b>(264)</b>	<b>(299)</b>	<b>(3,701)</b>	<b>(3,402)</b>	<b>(264)</b>	<b>(299)</b>
<b>Total Financial Liabilities</b>	<b>(3,701)</b>	<b>(3,402)</b>	<b>(36,116)</b>	<b>(34,029)</b>	<b>(3,701)</b>	<b>(3,402)</b>	<b>(18,884)</b>	<b>(14,911)</b>

## B2 Gains and Losses on Financial Instruments

The gains and losses recognised in the Comprehensive Income and Expenditure Statement in 2023/24 relating to financial instruments are made up as follows:

Gains and Losses on Financial Instruments	PFCC/Group 2022/23				PFCC/Group 2023/24			
	Financial Liabilities Held at amortised cost	Financial Liabilities PFI/Finance Lease	Financial Assets Loans & Receivables	Total	Financial Liabilities Held at amortised cost	Financial Liabilities PFI/Finance Lease	Financial Assets Loans & Receivables	Total
	£000s	£000s	£000s	£000s	£000s	£000s	£000s	£000s
Interest Expense	0	512	0	512	0	480	0	480
Impairment Losses (Impairment Allowance for Doubtful Debts Increase)	(3)	0	0	(3)	0	0	0	0
<b>Total Expenses in (Surplus) or Deficit on the Provision of Services</b>	<b>(3)</b>	<b>512</b>	<b>0</b>	<b>509</b>	<b>0</b>	<b>480</b>	<b>0</b>	<b>480</b>
Interest Income	0	0	(437)	(437)	0	0	(1,010)	(1,010)
Impairment Gain (Impairment Allowance for Doubtful Debts Reduction)	0	0	0	0	2	0	0	2
<b>Total Income in (Surplus) or Deficit on the Provision of Services</b>	<b>0</b>	<b>0</b>	<b>(437)</b>	<b>(437)</b>	<b>2</b>	<b>0</b>	<b>(1,010)</b>	<b>(1,008)</b>
<b>Net (Gain)/Loss for the Year</b>	<b>(3)</b>	<b>512</b>	<b>(437)</b>	<b>72</b>	<b>2</b>	<b>480</b>	<b>(1,010)</b>	<b>(528)</b>

# Annex B – Technical Annex – Financial Instrument Disclosures

## B3 Fair value of Assets and Liabilities Carried at Amortised Cost

Financial liabilities and assets represented by loans, investments, cash and cash equivalents and long term [debtors](#) and [creditors](#) are carried in the balance sheet at amortised cost. Financial Instruments are to be measured at fair value. The fair value hierarchy must now be followed, whereby inputs used in the valuation techniques for assets and liabilities are prioritised to give the most accurate and appropriate measurement of fair value. Inputs to the valuation techniques in respect of assets and liabilities for which fair value is measured or disclosed in the authority's financial statements are categorised within the fair value hierarchy. The three levels are defined based on the observability of significant inputs to the measurement, as follows:

- Level 1 – unadjusted quoted prices in active markets for identical assets or liabilities
- Level 2 – inputs other than quoted prices included within level 1 that are observable for the asset or liability, either directly or indirectly. For example, where the instrument is not actively marketed or measurable, quoted prices of similar assets or liabilities may be used.
- Level 3 – unobservable inputs for the asset or liability.

The fair valuation of the PFCC's long term liabilities is classed as level 2 in the hierarchy.

The PFCC reviews the categorisation of inputs when new formal valuations are undertaken and when trigger events occur (for example a major change of tenant of a rented property, or change in Bank of England base lending rate). The change in category is reported at the next financial year-end following the trigger event.

Their [fair value](#) can be assessed by calculating the present value of the cash flows that will take place over the remaining term of the instruments, using the following assumptions:

- No early repayment or impairment is recognised
- Where an instrument will mature in the next 12 months, carrying amount is assumed to be approximate to fair value
- The fair value of trade and other receivables is taken to be the invoiced amount.
- In calculating the fair value of the PFI a discount rate based on the returns of a zero coupon AA corporate bond have been used to discount future cash flows as this instrument has an estimated risk profile equivalent to that of public sector PFI schemes.

The fair values calculated are as follows:

Fair Values of Assets and Liabilities	PFCC 31 March 2023		PFCC 31 March 2024		Group 31 March 2023		Group 31 March 2024	
	Carrying Amount	Fair Value	Carrying Amount	Fair Value	Carrying Amount	Fair Value	Carrying Amount	Fair Value
	£000s	£000s	£000s	£000s	£000s	£000s	£000s	£000s
<b>Financial Liabilities</b>								
Creditors	(35,852)	(35,852)	(33,730)	(33,730)	(18,620)	(18,620)	(14,612)	(14,612)
Other Long-term Liabilities (PFI/Finance Lease)	(3,965)	(5,446)	(3,701)	(5,028)	(3,965)	(5,446)	(3,701)	(5,028)
	<b>(39,817)</b>	<b>(41,298)</b>	<b>(37,431)</b>	<b>(38,758)</b>	<b>(22,585)</b>	<b>(24,066)</b>	<b>(18,313)</b>	<b>(19,640)</b>
<b>Financial Assets</b>								
Cash and Cash Equivalents	13,097	13,097	5,137	5,137	13,097	13,097	5,137	5,137
Debtors	36,692	36,692	38,657	38,657	15,884	15,884	21,143	21,143
	<b>49,789</b>	<b>49,789</b>	<b>43,794</b>	<b>43,794</b>	<b>28,981</b>	<b>28,981</b>	<b>26,280</b>	<b>26,280</b>

For financial assets the fair value is shown to be the same as the carrying amount as the investments are for a short period and there is no option to vary the amount or timing of repayment.

In relation to the PFI, the fair value exceeds the carrying amount as a result of the historically higher level of interest rates prevailing at the inception of the PFI arrangement and the interest rate implicit within the PFI agreement.

# Annex B – Technical Annex – Financial Instrument Disclosures

## B4 Disclosure of the Nature and Extent of Risks Arising from Financial Instruments

The Commissioner’s activities expose it to a variety of financial risks. The Commissioner’s annual Treasury Management Strategy focuses on these risks and seeks to minimise potential adverse effects on the resources available to fund services. The Commissioner provides written policies within its Treasury Management Strategy covering interest rate risk, credit risk and the investment of surplus cash balances. A copy of the current Treasury Management Strategy Statement can be found on the Police, Fire and Crime Commissioner’s website at: [Treasury-Management-Strategy-Statement-2024-25.pdf \(formationcraft.co.uk\)](https://www.pfc.combria.nhs.uk/Information/Informationcraft/Informationcraft/Informationcraft/Treasury-Management-Strategy-Statement-2024-25.pdf)

### B4 (i) Credit Risk

*Credit Risk is the possibility that other parties might fail to pay amounts due to the Commissioner.*

Credit risk arises from deposits with banks and financial institutions, as well as credit exposures to the Commissioner’s customers.

This risk is minimised through the application of policies set out in the annual Treasury Management Strategy Statement (TMSS), which requires that deposits are not made with financial institutions unless they meet identified minimum credit criteria, as laid down by Fitch and Moody’s ratings services. The annual TMSS (approved by the Commissioner in February 2023), also imposes a maximum sum to be invested with a financial institution located within each category.

The credit criteria as set out in the 2023/24 TMSS in respect of financial assets held by the Commissioner are detailed below:

Financial Asset Category	Minimum Criteria	Maximum Investment
Deposits with major UK and non UK Banks and Building Societies (Unsecured)	A- The maximum duration of investments varies according to the credit rating. The only exception to this is the NatWest bank (Currently BBB+) which provides the day to day banking services to the Commissioner	Maximum per institution or Group £2m (varies according to credit rating). Maximum of all deposits £20m.
Deposits with major UK and non UK Banks and Building Societies (Secured)	A- The maximum duration of investments varies according to the credit rating.	Maximum per institution or Group £4m (varies according to credit rating). Maximum of all deposits £20m.
Deposits with Money Market Funds/Pooled Funds	Long Term: AAA	£4m per fund. Maximum of all deposits £20m.
Deposits with Government (includes HM Treasury and other Local Authorities)	Not credit rated but are legally required to set a balanced budget.	£4m per Local Authority, unlimited with HM Treasury. Maximum of all deposits – No Limit.

## Annex B – Technical Annex – Financial Instrument Disclosures

The Commissioner's maximum exposure to credit risk in relation to its investments in banks, building societies and other Local Authority's of £4m at the balance sheet date cannot be assessed generally as the risk of any institution failing to make interest payments or repay the principal sum will be specific to each individual institution. Recent experience has shown that it is rare for such entities to be unable to meet their commitments. A risk of irrecoverability applies to all of the Commissioner's deposits, but there was no evidence at the 31 March 2024 that this was likely to happen.

The following analysis summarises the Commissioner's potential maximum exposure to credit risk, on other financial assets, based on experience of default and uncollectability over the last five financial years, adjusted to reflect current market conditions.

Potential Maximum Exposure to Credit Risk	Amount at 31/03/24 £000s	Historical Experience of Default %	Historical Experience Adjusted for Market Conditions at 31/03/23	Estimated maximum exposure to default and uncollectability £000s	Comparative Estimated maximum exposure at 31/03/23 £000s
Customers - Operational Debtors	14,781	0.02%	0.08%	11	13

The Commissioner does not generally allow credit for customers. At the 31 March 2024, £106k (0.7%) of the £14.781m balance of operational debt was past the due date for payment. This sum has reduced from the balance at 31 March 2023 (£95k (1%) out of £8.320m overdue). The Commissioner has reduced the bad debt provision as at 31 March 2024 to £11k following a detailed analysis of amounts outstanding to reflect the degree of uncertainty around a number of the longer standing debts. The past due amount can be analysed by age as follows:

Aged Debt Past Due Date	PFCC/Group As at 31 March	
	2023 £000s	2024 £000s
Total Operational Debtors	8,320	14,781
<b>Aged Debt past its due date by:</b>		
1-30 Days	12	63
31-60 Days	9	3
61-90 Days	25	1
91-120 Days	2	3
121-150 Days	2	0
150+ Days	45	36
	<b>95</b>	<b>106</b>

### B4 (ii) Liquidity Risk

*Liquidity Risk is the possibility that the Commissioner might not have funds available to meet its commitments to make payments.*

As the Commissioner has ready access to borrowings from the PWLB and had at 31 March 2024 no actual long term external debt having financed a number of recent projects through internal borrowing, there is no significant risk that it will be unable to raise finance to meet its commitments under financial instruments. A more pertinent risk is that the Commissioner will be required to replenish a significant proportion of its internal borrowings at a time of unfavourable interest rates. At the balance sheet date the Commissioner is confident that it has adequate working capital principally as a result of its [reserves](#) to mitigate this risk. Nevertheless, prevailing money market rates are regularly monitored with a view to ensuring that long term debt financing decisions are made at the optimum time.

All operational liabilities are due to be repaid within one year.

### B4 (iii) Market Risk

*Market Risk is the possibility that financial loss might arise for the Commissioner as a result of changes in such measures as interest rates and stock market movements.*

The Commissioner is exposed to some risk due to movements in interest rates on its loans and investments. These potential risks are:

- An increase in interest rates will result in a fall in the fair value of borrowings and investments.
- A decrease in interest rates will result in a rise in the fair value of borrowings and investments.
- The value of interest received from investments will rise or fall depending on increases and decreases in interest rates and will impact on the Comprehensive Income and Expenditure Statement.

As all of the Commissioner's existing borrowings and investments have been placed at fixed rates, this risk has to a large extent been minimised.

Borrowings and investments are carried in the Balance Sheet at fair value, so nominal gains and losses on fixed rate financial instruments have no impact on the Comprehensive Income and Expenditure Statement.

The Commissioner carries out its borrowing and investment function within parameters set out in its Treasury Management Strategy, which assesses interest rate exposure to feed into the budget process. Forecasts are updated regularly throughout the year, which allows any significant changes to interest rates to be reflected in current budget projections.

The Treasury Management Strategy also advises on the limits for new variable and fixed-rate borrowing for the year. No new external long-term borrowing was undertaken in 2023/24.

## C1 Pension Schemes

As part of the terms and conditions of employment of its officers and other employees, the Commissioner offers retirement benefits. Although these benefits will not actually be payable until employees retire, under IAS 19 the Commissioner must recognise its future commitment to make payments, which need to be disclosed at the time that employees earn their future entitlement. In addition, the financial statements should contain adequate disclosure of the costs of providing benefits and related gains/losses.

Individually there are three pension schemes for police officers (1987, 2006 and 2015 schemes) and a single scheme for police staff (LGPS). They are all defined benefits schemes.

- **The Local Government Pension Scheme (LGPS)**

Police staff, subject to certain qualifying criteria, are eligible to join the Local Government Pension Scheme (LGPS), which is a funded defined benefit scheme. Pensions and other retirement benefits are paid from the fund. Employers and employees make regular contributions into the fund so that the liabilities are paid for evenly over the employment period.

The LGPS for Police Staff employees, is administered by Westmorland & Furness Council (outsourced to Lancashire County Council) – this is a funded defined benefit scheme, meaning that the Commissioner and employees pay contributions into a fund. Contributions are calculated at a level intended to balance the pensions liabilities with investment assets over the long term. On 01 April 2023 the employer contribution rates were increased and during 2023/24 the Commissioner made a contribution of 18.6% of pensionable pay in respect of OPFCC employees and 18.9% for Constabulary employees. In 2023/24 the Commissioner received a refund of pension fund surplus of £363k (PFCC £12k, Constabulary £351k). For 2022/23 the past service contribution was £13k (made up of £23k for the Chief Constable less a repayment for the PCC of £10k). The contribution rate will next be reviewed in March 2025 with a revised rate for employers contributions being applicable from April 2026.

- **The Police Pension Scheme**

There are currently three pension schemes in operation for Police Officers:

- The original Police Pension Scheme (PPS) is governed by the Police Pension Regulations 1987 (as amended) and related regulations that are made under the Police Pensions Act 1976.
- The new Police Pensions Scheme (NPPS) is also governed by the Police Pensions Act 1976 (as amended by the Police Pension Regulations 2006).
- The 2015 Police Pensions Scheme is a career average revalued earnings (CARE) scheme and is governed by the Police Pensions Scheme 2015 Regulations and related regulations under the Police Pensions Act 1976.

The Police Pension Scheme is an unfunded scheme (i.e. there are no investment assets built up to meet pension liabilities and cash has to be generated to meet actual pensions payments as they fall due). The funding arrangements for police officers' pensions changed on 1st April 2006. Before April 2006 pensions of former employees were required to be met on a 'pay as you go' basis with the cost charged to the revenue account. From April 2006 onwards the payments made during the year under the scheme are funded by a combination of employee contributions and employer contributions charged to the Comprehensive Income and Expenditure Statement with the remaining deficit funded by a specific Home Office grant. The employer's contribution rate was increased to 31% from 1<sup>st</sup> April 2019 and has remained at this level for 2023/24. Following a review, the employers rate will increase to 35.3% from 01 April 2024.

The Commissioner and employees pay contributions into a separate pensions fund account administered by the Commissioner from which on-going pensions liabilities are met. At the year-end any surplus or deficit on the pensions fund account is paid to or met by the Commissioner who then repays or is reimbursed by the Home Office.

## Annex C – Technical Annex – Pensions Disclosures

Also from 1st April 2006 legislation required the operation of a Pension Fund Account (shown on pages 102-103). The amounts that must be paid into and out of the fund are specified by regulation. Officers' contributions and the employer's contributions are paid into the pension fund account from which pension payments are made. Any shortfall on the pension fund account is met by a contribution from the Police Fund. A Home Office Grant is received to cover this contribution. Conversely, a surplus on the Pension Fund Account would result in a contribution to the police fund, which would then be recouped by the Home Office.

The principal risk to the Commissioner of the schemes are the longevity assumptions, statutory changes to the scheme, structural changes to the scheme (i.e. large-scale withdrawals from the scheme), changes to inflation, bond yields and the performance of the equity investments held by the scheme. These are mitigated to a certain extent by the statutory requirements to charge the Police Fund the amounts required by statute as described in the accounting policy.

**Defined Benefit Scheme** – A pension or other retirement benefit scheme where the scheme rules define the benefits independently of the contribution payable and the benefits are not directly related to the investments of the scheme. The scheme may be **funded** or **unfunded**.

A **funded** scheme is one where employers and employees pay contributions into a fund. The payments to pensioners are then made from this fund.

An **unfunded** scheme is one where there is no fund with investment assets built up to meet pension liabilities and cash has to be generated (from employee and employer contributions) to meet the actual pension payments as they fall due.

The Accounts show the full implementation of IAS19 (Employee Benefits). IAS19 requires organisations to recognise retirement benefits in the Comprehensive Income and Expenditure Statement when they are earned, even though the benefits will not be payable until employees retire. However, as statutory procedures require the charge against Council Tax to be based on the amounts payable to the pension fund during the year, an appropriation is made within the pensions reserve equal to the net change in the pensions liability recognised in the Comprehensive Income and Expenditure Statement. The neutralising entry is made through the Movement in Reserves Statement. The Balance Sheet discloses the net liability in relation to retirement benefits. The figures are based on the Actuary's latest estimate.

There are restricted powers to make discretionary awards of retirement benefits in the event of early retirements. Any liabilities estimated to arise as a result of an award to any member of staff are accrued in the year of the decision to make the award and are accounted for using the same policies as applied to the LGPS.



### Accounting Policy – Post-Employment Benefits – CIES Entries/Charges to the Police Fund

All accounting entries relating to the Comprehensive Income and Expenditure Statement and the subsequent liability for Police Officer pensions are wholly recorded in the single entity statements of the Chief Constable. For Police Staff all Comprehensive Income and Expenditure Statement entries and subsequent balance sheet liabilities in relation to pensions are apportioned between the Commissioner and the Chief Constable single entity statements by the scheme actuary. All accounting entries for Police Officer pensions and Police Staff pensions are consolidated in the group statements.

As outlined above, the single entity statements of the Commissioner do not include any accounting entries in relation to the Police Officer Pensions funds as these are wholly recognised by the Chief Constable. The group accounts however include all relevant accounting entries in relation to Police Pension Funds.

In relation to retirement benefits, statutory provisions require the Police Fund to be charged with the amount payable to the pension funds in the year, not the amount calculated according to the relevant accounting standards. In the Movement in Reserves Statement, this means that there are transfers to and from the Pensions reserve to remove the notional debits and credits for retirement benefits and replace them with debits for the cash paid to the pension fund and pensioners and any such amounts payable but unpaid at the year-end. The negative balance that arises on the Pension Reserve thereby measures the beneficial impact to the Police Fund of being required to account for retirement benefits on the basis of cash flows rather than as benefits are earned by employees.

The change in the net pensions liability is analysed into the following components:

- **Service cost comprising:**
  - **Current service costs** – the increase in liabilities as a result of years of service earned this year – allocated in the Comprehensive Income and Expenditure Statement to the services for which the employee worked.
  - **Past service cost** – the increase in liabilities as a result of a scheme amendment or curtailment whose effect relates to years of service earned in earlier years – debited to the Surplus or Deficit on the Provision of Services in the Comprehensive Income and Expenditure Statement as part of Non Distributed Costs.
  - Net interest on the net defined pension benefit liability (asset) – i.e. the net interest expense for the organisation – the change during the period in the net defined pension benefit liability (asset) that arises from the passage of time charged to the financing and investment income and expenditure line of the Comprehensive Income and Expenditure Statement – this is calculated by applying the discount rate used to measure the defined pension benefit obligation at the beginning of the period to the net defined pension benefit liability (asset) at the beginning of the period – taking into account any changes in the net defined pension benefit liability (assets) during the period as a result of contribution and benefit payments.
- **Remeasurements comprising:**
  - Return on plan assets-excluding amounts included in the net interest on the net defined pension liability (asset) – charged to the pensions reserve as Other Comprehensive Income and Expenditure.
  - Actuarial gains and losses – changes in the net pensions liability that arise because events have not coincided with assumptions (demographic and financial) made at the last actuarial valuation or because the actuaries have updated their assumptions –charged to the Pensions Reserve as Other Comprehensive Income and Expenditure.
- **Contributions paid to the pension fund**
  - Cash paid as employer’s contributions to the pension fund in settlement of liabilities; not accounted for as an expense.

# Annex C – Technical Annex – Pensions Disclosures

The cost of retirement benefits is recognised in the Cost of Services within the Comprehensive Income and Expenditure Statement when employees earn them, rather than when the benefits are eventually paid as pensions. However, the charge required to be made against Council Tax is based on the contributions in the year, so the real cost of retirement benefits is reversed out of the Police Fund in the Movement in Reserves Statement.

The following transactions have been made in the Group Comprehensive Income and Expenditure Statement and Movement in Reserves Statement during the year:

Pension Transactions in MiRS and CI&ES	Group LGPS Funded Benefits		Group LGPS Unfunded Benefits		Group Police Scheme 1987 Scheme		Group Police Scheme 2006 Scheme		Group Police Scheme 2015 Scheme		Group Total Pension Schemes	
	2022/23	2023/24	2022/23	2023/24	2022/23	2023/24	2022/23	2023/24	2022/23	2023/24	2022/23	2023/24
	£000s	£000s	£000s	£000s	£000s	£000s	£000s	£000s	£000s	£000s	£000s	£000s
<b>Comprehensive Income and Expenditure Statement</b>												
<i>Cost of Services</i>												
<i>Service cost comprising:</i>												
• Current service cost	8,586	4,236	0	0	680	490	0	80	27,710	8,680	36,976	13,486
• Past service costs	1	1	0	0	1,400	1,400	0	1,400	0	0	1,400	1,400
• (Gain)/loss from settlements/curtailments	61	86	0	0	0	0	0	0	0	0	61	86
<i>Financing and Investment Income and Expenditure</i>												
• Net interest expense	1,618	(1,141)	28	34	32,270	42,810	1,730	1,660	4,590	4,500	40,236	47,863
<b>Total Post-employment Benefits charged to the Surplus or Deficit on the Provision of Services</b>	<b>10,298</b>	<b>3,181</b>	<b>28</b>	<b>34</b>	<b>47,890</b>	<b>43,300</b>	<b>3,380</b>	<b>1,740</b>	<b>15,710</b>	<b>13,180</b>	<b>77,306</b>	<b>61,435</b>
<b>Other Post-employment Benefits charged to the Comprehensive Income and Expenditure Statement</b>												
<i>Remeasurement of the net defined benefit liability comprising:</i>												
• Return on plan assets (excluding the amount included in the net interest expense)	8,691	(5,721)	0	0	0	0	0	0	0	0	8,691	(5,721)
• Actuarial (gains) and losses arising on changes in demographic assumptions	(5,731)	(2,060)	(22)	(11)	(11,060)	0	(2,580)	0	(11,570)	0	(30,963)	(2,071)
• Actuarial (gains) and losses arising on changes in financial assumptions	(111,734)	(6,404)	(234)	(11)	(364,670)	(17,990)	(30,570)	(820)	(94,220)	(3,940)	(601,428)	(29,165)
• Experience (gains) and losses on liabilities	21,109	1,167	68	7	79,480	10,330	1,190	850	8,490	1,680	110,337	14,034
• Administration expenses	178	190	0	0	0	0	0	0	0	0	178	190
• Impact of Asset Ceiling	21,480	14,226	(781)	781	0	0	0	0	0	0	20,699	15,007
<b>Total Post-employment Benefits charged to Other Comprehensive Income and Expenditure</b>	<b>(66,007)</b>	<b>1,398</b>	<b>(969)</b>	<b>766</b>	<b>(296,250)</b>	<b>(7,660)</b>	<b>(31,960)</b>	<b>30</b>	<b>(97,300)</b>	<b>(2,260)</b>	<b>(492,486)</b>	<b>(7,726)</b>
<b>Total Post-employment Benefits charged to the Comprehensive Income and Expenditure Statement</b>	<b>(55,709)</b>	<b>4,579</b>	<b>(941)</b>	<b>800</b>	<b>(248,360)</b>	<b>35,640</b>	<b>(28,580)</b>	<b>1,770</b>	<b>(81,590)</b>	<b>10,920</b>	<b>(415,180)</b>	<b>53,709</b>
<i>Movement in Reserves Statement</i>												
• Reversal of net charges made to the Surplus or Deficit for the Provision of Services for post-employment benefits in accordance with the Code.	(10,298)	(3,181)	(28)	(34)	(47,890)	(43,300)	(3,380)	(1,740)	(15,710)	(13,180)	(77,306)	(61,435)
<i>Actual amount charged against the General Fund Balance for pensions in the year</i>												
• Employers' contributions payable to the scheme	4,216	4,579	63	67	0	0	0	0	0	0	4,279	4,646
• Retirements benefits payable to pensioners	0	0	0	0	41,180	41,310	330	170	(6,130)	(6,760)	35,380	34,720
<b>Total amount charged against the Police Fund Balance for pensions in the year</b>	<b>4,216</b>	<b>4,579</b>	<b>63</b>	<b>67</b>	<b>41,180</b>	<b>41,310</b>	<b>330</b>	<b>170</b>	<b>(6,130)</b>	<b>(6,760)</b>	<b>39,659</b>	<b>39,366</b>

# Annex C – Technical Annex – Pensions Disclosures

The following transactions have been made in the PFCC Single Entity Comprehensive Income and Expenditure Statement and Movement in Reserves Statement during the year:

Pension Transactions in MiRS and CI&ES	PFCC LGPS		PFCC LGPS		PFCC Total LGPS	
	Funded Benefits		Unfunded Benefits		Pension Scheme	
	2022/23 £000s	2023/24 £000s	2022/23 £000s	2023/24 £000s	2022/23 £000s	2023/24 £000s
<b>Comprehensive Income and Expenditure Statement</b>						
<i>Cost of Services</i>						
<i>Service cost comprising:</i>						
• Current service cost	249	149	0	0	249	149
• (Gain)/loss from settlements/curtailments	0	86	0	0	0	86
<i>Financing and Investment Income and Expenditure</i>						
• Net interest expense	30	(27)	0	0	30	(27)
<b>Total Post-employment Benefits charged to the Surplus or Deficit on the Provision of Services</b>	<b>279</b>	<b>208</b>	<b>0</b>	<b>0</b>	<b>279</b>	<b>208</b>
<b>Other Post-employment Benefits charged to the Comprehensive Income and Expenditure Statement</b>						
<i>Remeasurement of the net defined benefit liability comprising:</i>						
• Return on plan assets (excluding the amount included in the net interest expense)	(709)	(161)	0	0	(709)	(161)
• Actuarial (gains) and losses arising on changes in demographic assumptions	(129)	(62)	0	0	(129)	(62)
• Actuarial (gains) and losses arising on changes in financial assumptions	(2,432)	(180)	(5)	0	(2,437)	(180)
• Experience (gains) and losses on liabilities	1,594	37	1	0	1,595	37
• Administration expenses	5	7	0	0	5	7
• Impact of Asset Ceiling	434	392	(15)	15	419	407
<b>Total Post-employment Benefits charged to Other Comprehensive Income and Expenditure</b>	<b>(1,237)</b>	<b>33</b>	<b>(19)</b>	<b>15</b>	<b>(1,256)</b>	<b>48</b>
<b>Total Post-employment Benefits charged to the Comprehensive Income and Expenditure Statement</b>	<b>(958)</b>	<b>241</b>	<b>(19)</b>	<b>15</b>	<b>(977)</b>	<b>256</b>
<i>Movement in Reserves Statement</i>						
• Reversal of net charges made to the Surplus or Deficit for the Provision of Services for post-employment benefits in accordance with the Code.	(279)	(208)	0	0	(279)	(208)
<i>Actual amount charged against the General Fund Balance for pensions in the year</i>						
• Employers' contributions payable to the scheme	126	241	1	1	127	242
• Retirements benefits payable to pensioners	0	0	0	0	0	0
<b>Total amount charged against the Police Fund Balance for pensions in the year</b>	<b>126</b>	<b>241</b>	<b>1</b>	<b>1</b>	<b>127</b>	<b>242</b>

# Annex C – Technical Annex – Pensions Disclosures

## C2 Pensions Assets and Liabilities Recognised in the Balance Sheet

Under IAS 19, the financial statements should reflect at [fair value](#) the assets and liabilities arising from an employer's obligation to pay retirement benefits and the funding provided.

The underlying assets and liabilities for retirement benefits attributable to the Group at 31 March 2024 are as follows:

Pension Scheme Assets & Liabilities	Group LGPS Funded Benefits		Group LGPS Unfunded Benefits		Group Police Scheme 1987 Scheme		Group Police Scheme 2006 Scheme		Group Police Scheme 2015 Scheme	
	2022/23	2023/24	2022/23	2023/24	2022/23	2023/24	2022/23	2023/24	2022/23	2023/24
	£000s	£000s	£000s	£000s	£000s	£000s	£000s	£000s	£000s	£000s
Present value of the defined benefit obligation	(170,076)	(172,220)	(781)	(733)	(940,820)	(935,150)	(35,720)	(37,320)	(89,140)	(106,820)
Fair value of plan assets	191,556	207,926	0	0	0	0	0	0	0	0
Impact of Asset Ceiling	(21,480)	(35,706)	781	0	0	0	0	0	0	0
<b>Net liability arising from defined benefit obligation</b>	<b>0</b>	<b>0</b>	<b>0</b>	<b>(733)</b>	<b>(940,820)</b>	<b>(935,150)</b>	<b>(35,720)</b>	<b>(37,320)</b>	<b>(89,140)</b>	<b>(106,820)</b>

The liabilities in the above table show the underlying commitments that the Commissioner has, in the long run, to pay retirement benefits. The total group liability of £1.080b (£1.066b at 31 March 2023) has a substantial impact on the net worth of the Commissioner as recorded in the group balance sheet, resulting in a negative overall balance of £1.003b (£0.982b at 31 March 2023). The reduction in overall liability has arisen as a result in a change in actuarial assumptions.

However, statutory arrangements for funding the deficit mean that the financial position of the group remains healthy, since:

- the deficit on the local government scheme will be made good by increased contributions and changes to benefits over the remaining working life of employees, as assessed by the scheme actuary
- finance is only required to be raised to cover police pensions when the pensions are actually paid.

### LGPS – Asset Ceiling

Following the pensions valuation by the Commissioner's actuary, Mercer Ltd, the Commissioner determined that the fair value of its pension plan assets outweighed the present value of the plan obligations as 31<sup>st</sup> March 2024 resulting in a pension plan asset **for the first time**. IAS 19 Employee Benefits requires that, where a pension plan asset exists, it is measured at the lower of:

- The surplus in the defined benefit plan; and
- The asset ceiling.

The calculation has been completed by the actuary, and an adjustment has been made to reflect the asset ceiling which is nil for the funded benefits.

This change applied to the Group Accounts above and the PFCC single entity statements below.

## Annex C – Technical Annex – Pensions Disclosures

The underlying assets and liabilities for retirement benefits attributable to the PFCC Single Entity at 31 March 2024 are as follows:

Pension Scheme Assets & Liabilities	PFCC LGPS Funded Benefits		PFCC LGPS Unfunded Benefits	
	2022/23	2023/24	2022/23	2023/24
	£000s	£000s	£000s	£000s
Present value of the defined benefit obligation	(4,902)	(5,129)	(15)	(14)
Fair value of plan assets	5,336	5,955	0	0
Impact of Asset Ceiling	(434)	(826)	15	0
<b>Net liability arising from defined benefit obligation</b>	<b>0</b>	<b>0</b>	<b>0</b>	<b>(14)</b>

Reconciliation of present value of scheme liabilities for the group:

Reconciliation of Scheme Liabilities	Group LGPS Funded Benefits		Group LGPS Unfunded Benefits		Group Police Scheme 1987 Scheme		Group Police Scheme 2006 Scheme		Group Police Scheme 2015 Scheme	
	2022/23	2023/24	2022/23	2023/24	2022/23	2023/24	2022/23	2023/24	2022/23	2023/24
	£000s	£000s	£000s	£000s	£000s	£000s	£000s	£000s	£000s	£000s
<b>Balance at Start of Year</b>	<b>(252,789)</b>	<b>(170,076)</b>	<b>(1,004)</b>	<b>(781)</b>	<b>(1,230,360)</b>	<b>(940,820)</b>	<b>(64,630)</b>	<b>(35,720)</b>	<b>(164,600)</b>	<b>(89,140)</b>
Current service cost	(8,586)	(4,236)	0	0	(680)	(490)	0	(80)	(27,710)	(8,680)
Interest cost	(7,048)	(8,092)	(28)	(34)	(32,270)	(42,810)	(1,730)	(1,660)	(4,590)	(4,500)
Contributions by Scheme Participants	(1,461)	(1,535)	0	0	0	0	0	0	(6,340)	(7,190)
Remeasurement gains and (losses):										
- Arising from changes in demographic assumptions	5,731	2,060	22	11	11,060	0	2,580	0	11,570	0
- Arising from changes in financial assumptions	111,734	6,404	234	11	364,670	17,990	30,570	820	94,220	3,940
- Experience gains/(losses)	(21,109)	(1,167)	(68)	(7)	(79,480)	(10,330)	(1,190)	(850)	(8,490)	(1,680)
Past service cost	(33)	0	0	0	(14,940)	0	(1,650)	0	16,590	0
Gains/(losses) on curtailment	(61)	(86)	0	0	0	0	0	0	0	0
Benefits Paid/Transfers	3,546	4,508	63	67	41,180	41,310	330	170	210	430
<b>Balance at End of Year</b>	<b>(170,076)</b>	<b>(172,220)</b>	<b>(781)</b>	<b>(733)</b>	<b>(940,820)</b>	<b>(935,150)</b>	<b>(35,720)</b>	<b>(37,320)</b>	<b>(89,140)</b>	<b>(106,820)</b>

*The liabilities under the LGPS and Police Pension Schemes have increased during 2023/24. The principal reason for these changes is in relation to increases in interest costs.*

### Accounting Policy – Post-Employment Benefits – Measurement of Liabilities

The liabilities of each of the pension funds are included in the Balance Sheet on an actuarial basis using the projected unit method – i.e. an assessment of the future payments that will be made in relation to retirement benefits earned to date by employees, based on assumptions about mortality rates, employee turnover rates etc and projections of earnings for current employees. Liabilities are discounted to their value at current prices using a discount rate (see assumptions set out in C3 on page 126).

[Actuarial valuations](#) of the fund are undertaken every three years to determine the contribution rates needed to meet its liabilities.

## Annex C – Technical Annex – Pensions Disclosures

Reconciliation of present value of scheme liabilities for the PFCC Single Entity:

Reconciliation of Scheme Liabilities	PFCC LGPS Funded Benefits		PFCC LGPS Unfunded Benefits	
	2022/23	2023/24	2022/23	2023/24
	£000s	£000s	£000s	£000s
<b>Balance at Start of Year</b>	<b>(5,499)</b>	<b>(4,902)</b>	<b>(20)</b>	<b>(15)</b>
Current service cost	(249)	(149)	0	0
Interest cost	(155)	(234)	0	0
Contributions by Scheme Participants	(51)	(63)	0	0
Remeasurement gains and (losses):				
- Arising from changes in demographic assumptions	129	62	0	0
- Arising from changes in financial assumptions	2,432	180	5	0
- Experience gains/(losses)	(1,594)	(37)	(1)	0
Past service cost	0	0	0	0
Gains/(losses) on curtailment	0	(86)	0	0
Benefits Paid/Transfers	85	100	1	1
<b>Balance at End of Year</b>	<b>(4,902)</b>	<b>(5,129)</b>	<b>(15)</b>	<b>(14)</b>

*The PFCC single entity liabilities under the LGPS have increased during 2023/24. The principal reason for the increase is in relation to increases in interest costs.*

## Annex C – Technical Annex – Pensions Disclosures

Reconciliation of fair value of the scheme assets for the group:

Reconciliation of Scheme Assets	Group LGPS		Group LGPS	
	Funded Benefits		Unfunded Benefits	
	2022/23 £000s	2023/24 £000s	2022/23 £000s	2023/24 £000s
<b>Balance at Start of Year</b>	<b>192,864</b>	<b>191,556</b>	<b>0</b>	<b>0</b>
Interest Income	5,430	9,233	0	0
Remeasurements - Gains and (Losses)	(8,691)	5,721	0	0
Administration Expenses	(178)	(190)	0	0
Employer Contributions	4,216	4,579	63	67
Contributions by Scheme Participants	1,461	1,535	0	0
Benefits Paid	(3,546)	(4,508)	(63)	(67)
<b>Balance at End of Year</b>	<b>191,556</b>	<b>207,926</b>	<b>0</b>	<b>0</b>

Reconciliation of fair value of the scheme assets for the PFCC single entity:

Reconciliation of Scheme Assets	PFCC LGPS		PFCC LGPS	
	Funded Benefits		Unfunded Benefits	
	2022/23 £000s	2023/24 £000s	2022/23 £000s	2023/24 £000s
<b>Balance at Start of Year</b>	<b>4,415</b>	<b>5,336</b>	<b>0</b>	<b>0</b>
Interest Income	125	261	0	0
Remeasurements - Gains and (Losses)	709	161	0	0
Administration Expenses	(5)	(7)	0	0
Employer Contributions	126	241	1	1
Contributions by Scheme Participants	51	63	0	0
Benefits Paid	(85)	(100)	(1)	(1)
<b>Balance at End of Year</b>	<b>5,336</b>	<b>5,955</b>	<b>0</b>	<b>0</b>

### Accounting Policy – Post-Employment Benefits – Measurement of Assets

The assets of the LGPS pension fund are included in the Balance Sheet at their [fair value](#):

- Quoted securities – current bid price
- Unquoted securities – professional estimate
- Unitised securities – current bid price
- Property – market value



## Annex C – Technical Annex – Pensions Disclosures

The Police Pension Scheme has no assets to cover its liabilities. The Commissioner's share of assets in the Cumbria Pension Fund (LGPS) consists of the following categories, by proportion of the total assets held:

LGPS Asset Breakdown	Quoted Y/N	PFCC 2022/23		PFCC 2023/24		Group 2022/23		Group 2023/24	
		£000s	%	£000s	%	£000s	%	£000s	%
<b>Equities</b>									
UK Equity Pooled	Y	256	4.80%	280	4.70%	9,195	4.80%	9,774	4.70%
Global Equity Pooled	Y	1,441	27.01%	1,628	27.34%	51,720	27.00%	56,832	27.33%
Overseas Equity Pooled	Y	256	4.80%	303	5.09%	9,195	4.80%	10,575	5.09%
<b>Bonds</b>									
UK Government Indexed Pooled	N	747	14.00%	790	13.27%	26,818	14.00%	27,600	13.27%
<b>Property</b>									
UK	N	261	4.89%	296	4.97%	9,386	4.90%	10,347	4.98%
Property Funds	N	149	2.79%	177	2.97%	5,363	2.80%	6,190	2.98%
<b>Alternatives</b>									
Private Equity Funds	N	432	8.10%	543	9.12%	15,516	8.10%	18,943	9.11%
Infrastructure Funds	N	710	13.31%	829	13.92%	25,477	13.30%	28,956	13.93%
Private Debt Funds	N	368	6.90%	451	7.57%	13,217	6.90%	15,734	7.57%
Healthcare Royalties	N	85	1.59%	111	1.86%	3,065	1.60%	3,887	1.87%
Multi Asset Credit	N	486	9.11%	456	7.66%	17,432	9.10%	15,926	7.66%
<b>Cash</b>									
Cash Accounts	Y	139	2.60%	91	1.53%	4,981	2.60%	3,162	1.52%
Net Current Assets	N	6	0.11%	0	0.00%	191	0.10%	0	0.00%
		<b>5,336</b>	<b>100.00%</b>	<b>5,955</b>	<b>100.00%</b>	<b>191,556</b>	<b>100.00%</b>	<b>207,926</b>	<b>100.00%</b>

### C3 Basis for estimating assets and liabilities

Liabilities have been assessed on an actuarial basis using the projected unit credit method, which provides an estimate of the pensions that will be payable in future years using assumptions about mortality rates, salary levels, etc. Mercer Ltd an independent firm of actuaries, has carried out the assessment on the Local Government Pension Scheme. These accounts are based on the [actuarial valuation](#) undertaken on 31 March 2024. The Police Scheme estimates have been compiled using a valuation model devised by the Government Actuaries Department.

#### Accounting Policy – Pensions Material Estimation Techniques

IAS 1 Presentation of Financial Statements requires disclosure of any estimation techniques applied, such that if a different methodology had been used a material variance in the amounts disclosed would have been arrived at. For pensions, the material estimation techniques used are as follows:

Where the projected unit method of valuation has been applied and which is consistent with the required methodology in IAS 19. This is a valuation method in which the scheme liabilities make an allowance for projected earnings. An accrued benefits valuation method is one in which the scheme liabilities at the valuation date relate to:

- (a) the benefits pensioners and deferred pensioners (i.e. individuals who have ceased as active members but are entitled to benefits payable at a later date) and their dependents, allowing where appropriate for future increases, and
- (b) the accrued benefits for members in service on the valuation date. The accrued benefits are the benefits for service up to a given point in time, whether vested or not.

For 2023/24 a discount rate based on the current rate of return on a high quality corporate bond of equivalent currency and term to scheme liabilities is to be used. The actuaries for the Police and LGPS pension funds have advised that discount rates of 2.65% for Police and 4.90% for LGPS are appropriate.

## Annex C – Technical Annex – Pensions Disclosures

The principal assumptions used by the actuary have been:

Actuarial Assumptions	LGPS		Police Scheme	
	2022/23	2023/24	2022/23	2023/24
Mortality Assumptions:				
Longevity at 65 for current pensioners:				
- Men	21.9	21.5	21.9	21.9
- Women	24.2	23.9	23.5	23.6
Longevity at 65 for future pensioners:				
- Men	23.1	22.8	23.5	23.6
- Women	26.0	25.7	25.0	25.1
Rate of Inflation (CPI)	2.70%	2.60%	2.60%	2.60%
Rate of increase in salaries	4.20%	4.10%	3.85%	3.85%
Rate of increase in pensions	2.80%	2.70%	2.60%	2.60%
Rate of Revaluation for CARE Pensions	2.70%	2.60%	3.85%	3.85%
Rate for discounting scheme liabilities	4.80%	4.90%	4.65%	4.75%

The estimation of the defined benefit obligations is sensitive to the actuarial assumptions set out in the table above. The sensitivity analysis below have been determined based on reasonably possible changes of the assumptions occurring at the end of the reporting period and assumes for each change that the assumption analysed changes while all the other assumptions remain constant. In practice, this is unlikely to occur, and changes in some of the assumptions may be interrelated. The assumptions in longevity, for example assume that life expectancy increases or decreases for men and women. The estimations in the sensitivity analysis have followed the accounting policies for the scheme, i.e. on an actuarial basis using the projected unit credit method. The methods and types of assumptions used in preparing the sensitivity analysis below did not change from those used in the previous period.

### Sensitivity Analysis – LGPS Pension Scheme

Sensitivity Analysis - LGPS	PFCC			Group		
	Impact on Defined Benefit Obligation £000s	Impact on Projected Service Cost for Next Year £000s	Impact on Projected Interest Cost for Next Year £000s	Impact on Defined Benefit Obligation £000s	Impact on Projected Service Cost for Next Year £000s	Impact on Projected Interest Cost for Next Year £000s
<b>Local Government Pension Scheme</b>						
Longevity (1 Year increase in life expectancy)	115	4	6	3,775	105	187
Rate of Inflation (increase by 0.25%)	224	10	11	7,822	283	385
Rate of Increase in Salaries (increase by 0.25%)	42	0	2	1,567	0	79
Rate for Discounting Scheme Liabilities (increase by 0.1%)	(419)	(19)	(28)	(14,642)	(518)	(976)
Change in 2023/24 investment Returns (increase by 1%)	0	0	(3)	0	0	(102)
Change in 2023/24 investment Returns (reduce by 1%)	0	0	2	0	0	101

# Annex C – Technical Annex – Pensions Disclosures

## Sensitivity Analysis – Police Pension Schemes

Sensitivity Analysis - Police Pensions	Police Pensions 1987 Scheme	Group Police Pensions 2006 Scheme	Police Pensions 2015 Scheme
	£000s	£000s	£000s
<b>Assumption Sensitivity</b>			
Longevity (1 Year increase in life expectancy)	24,000	1,000	2,000
Rate of Increase in Pensions (increase by 0.5%)	63,000	3,000	18,000
Rate of Increase in Salaries (increase by 0.5%)	6,000	2,000	0
Rate for Discounting Scheme Liabilities (increase by 0.5%)	(63,000)	(5,000)	(15,000)

The above tables include the impact of an increase in assumptions, a reduction in assumptions will produce approximately an equal and opposite change.

### C4 Impact on the Commissioner's Cash Flows

The objectives of the LGPS scheme are to keep employers' contributions at as constant a rate as possible. The Commissioner has agreed a strategy with the scheme's actuary to achieve a funding level of 100% over the next 10 years. Funding levels are monitored on an annual basis. The latest triennial valuation took place during 2022/23 based on the position at 31 March 2022. The revaluation resulted in an increase in contribution rates from 18.4% to 18.9% for the Constabulary and 18.6% for the PFCC which took effect from 1 April 2023.

The pension schemes will need to take account of the national changes to the scheme under the Public Pensions Services Act 2013. Under the Act, the LGPS and the other main existing public service schemes in England and Wales (which includes the Police Pension schemes) may not provide benefits in relation to service after 31 March 2014 (after 31 March 2015 for other main public service schemes e.g. Police Pension Schemes). This means that the LGPS ceased to be a final salary pension scheme from 31 March 2014 and the Police Pension Scheme ceased to be a final salary pension scheme from 31 March 2015. The Act provides for scheme regulations to be made within a common framework, to establish new career average revalued earnings schemes to pay pensions and other benefits to certain public servants.

The total group contributions expected to be made to the Local Government Pension Scheme by the Commissioner in the year to 31 March 2025 are £4,508k (PFCC single entity £192k). Expected contributions for the Police Pension Scheme in the year to 31 March 2024 are £20,214k.

The weighted average duration of the defined benefit obligation for scheme members is shown in the table below:

Weighted Average Duration of the Defined benefit Obligation	2022/23 Years	2023/24 Years
<b>Pensions Scheme</b>		
Local Government Pension Scheme - PFCC	20	20
Local Government Pension Scheme - CC	21	21
Police Pension -1987 Scheme	15	15
Police Pension -2006 Scheme	28	28
Police Pension -2015 Scheme	31	31



Police and Crime Commissioner for Cumbria  
Annual Governance Statement 2023/24



Police, Fire and Crime Commissioner for Cumbria

Annual Governance Statement – Good Governance Principles 2023-24

## Introduction and Scope of Responsibilities

The Police and Crime Commissioner for Cumbria (the Commissioner) is responsible for ensuring business is carried out in accordance with the law and proper standards, that public money is safeguarded and properly accounted for, and used economically, efficiently and effectively.

To meet this overall responsibility, the Commissioner has put in place proper arrangements for overseeing what we do. These arrangements are intended to make sure that we do the right things, in the right way and are fair, open, honest and accountable.

Our arrangements for governance are set out within a Code of Corporate Governance ('The Code'). The Code explains the way the Commissioner governs and the frameworks that are in place to support the overall arrangements for fulfilling his functions. The Code of Corporate Governance is published alongside the Annual Governance Statement on the Commissioner's website at [www.cumbria-pcc.gov.uk](http://www.cumbria-pcc.gov.uk)

This Annual Governance Statement (AGS) describes how the Commissioner has followed The Code. It also meets the requirements of regulation 6(1) and 10(1) of the Accounts and Audit Regulations 2015. The regulations say that we must prepare and publish an Annual Governance Statement (AGS) to accompany the Commissioner's statement of accounts.

### REVIEW OF EFFECTIVENESS

The key systems and processes that comprise the Commissioner's governance arrangements for 2023/24 have been guided by the seven core principles of Corporate Governance from the CIPFA/Solace Governance Framework applicable to the 2023/24 financial year. This is the standard against which all local government bodies, including police, should assess themselves.

The Commissioner has responsibility for conducting, at least annually, a review of the effectiveness of his governance framework including the system of internal control. The review of effectiveness is informed by the work of Chief Officers and senior managers who have responsibility for the development and maintenance of the governance environment. The review process comprises:

- A cyclical detailed review of the key documents within the Commissioner's governance framework.
- A review of the governance arrangements in place to support each core principle, culminating in an updated Code of Corporate governance.
- A review of what has happened during the past year to evidence how the governance framework has been complied with.

- A review of the effectiveness of the arrangements for Internal Audit. The review is supported by consideration of the opinion of the Chief Internal Auditor, as set out in his annual report.
- A review of the effectiveness of the Joint Audit Committee against CIPFA guidance on Audit Committees for Police.

The following Annual Governance Statement demonstrates how the Commissioner has complied with the governance framework set out within the Code, to meet of each of the seven governance principles. The Annual Governance Statement is published alongside the Statement of Accounts and also incorporates an action plan of planned future improvements for governance arrangements.



**Core Principle A: Behaving with integrity, demonstrating strong commitment to ethical values and respecting the rule of law**

Details	How We Meet these Principles	Evidence	Improvements/Updates	RAG
<b>A1: Behaving with Integrity and demonstrating strong commitment to ethical values.</b>				
We ensure that members and officers behave with integrity and lead a culture where acting in the public interest is visibly and consistently demonstrated thereby protecting the reputation of the organisation		<ul style="list-style-type: none"> <li>▪ All staff sign up to a Code of Conduct. This is included in any staff induction pack and all staff are required to read and sign up to it.</li> <li>▪ Members of the Ethics and Integrity Panel, the Joint Audit Committee and volunteers all sign a Code of Conduct as part of their appointment and induction process.</li> <li>▪ The OPFCC has a Performance Development Review (PDR) process for all staff. Included within the four monthly reviews is an integrity element which must be completed.</li> </ul>		
We take the lead in establishing specific standard operating principles or values for the organisation and its staff and that they are communicated and understood. These should build on the Seven Principles of Public Life (the Nolan Principles)		<ul style="list-style-type: none"> <li>▪ The Chief Executive as Monitoring Officer has the lead responsibility for setting the organisations culture and standards.</li> </ul>		
We lead by example and use standard operating principles or values as a framework for decision making and other actions.		<ul style="list-style-type: none"> <li>▪ The OPFCC has a robust decision-making process for itself, the Constabulary and Fire Authority.</li> <li>▪ PFCC and Staff registers of interests are referred to when making decisions or declarations of interest.</li> <li>▪ Meetings are conducted utilising the Nolan Principles.</li> <li>▪ The Ethics &amp; Integrity Panel carry out the role of a 'standards committee' across all three organisations.</li> </ul>		

Details	How We Meet these Principles	Evidence	Improvements/Updates	RAG
		<ul style="list-style-type: none"> <li>▪ Compliance with the Scheme of Delegation and codes of conduct are a fundamental part of decision making.</li> </ul>		
	<p>We demonstrate how we communicate and embed the standard operating principles or values through appropriate policies and processes which are reviewed on a regular basis to ensure that they are operating effectively</p>	<ul style="list-style-type: none"> <li>▪ Anti-Fraud &amp; Corruption arrangements were last reviewed in 2023. They include mechanisms for confidential reporting and whistleblowing. The updated arrangements were presented to the Joint Audit Committee who concluded that the arrangements were effective.</li> <li>▪ The OPFCC reports on the effectiveness of these arrangements on an annual basis to the Joint Audit Committee.</li> <li>▪ All staff annually complete a register of interests. The PFCC and Exec Team's interests are published on the OPFCC website.</li> <li>▪ The PFCC and staff complete a monthly gifts and hospitality register which is published on the OPFCC website.</li> <li>▪ A Confidential Reporting (Whistleblowing) Policy is published on the OPFCC website and is reviewed on a three-year cyclical basis.</li> <li>▪ The OPFCC website has information on how members of the public can make complaints regarding different staff, officers, members and volunteers. Any complaints relating to the PFCC are referred to the Police, Fire and Crime Panel and information published on our website.</li> <li>▪ Minutes of meetings are published which illustrate where any declarations of interest have been made.</li> </ul>		

Details	How We Meet these Principles	Evidence	Improvements/Updates	RAG
<b>A2: Demonstrating strong commitment to ethical values</b>				
Seeking to establish, monitor and maintain the organisation's ethical standards and performance		<ul style="list-style-type: none"> <li>▪ The Ethics and Integrity Panel promotes ethical values within the OPFCC, Constabulary and Fire Service. In respect of the arrangements for standards, ethics and integrity, no complaints have been received against the Commissioner or members of his office.</li> <li>▪ During 2023/24 the Panel have carried out dip sample processes and thematic inspections for a number of different areas of business within policing and fire including, adherence with the Code of Ethics and Code of Conduct, public complaints, police misconduct and staff misconduct cases, grievances, civil claims, VAWG; incidents of Stop &amp; Search, Use of Force and Custody Detention all of which were found to support high standards of ethics and integrity.</li> <li>▪ From 1 February 2020 the OPFCC has been responsible for reviews of public complaints. It appointed an independent reviewing officer to carry out the reviews assessing the complaint handling and whether the outcome provided was reasonable and proportionate, thereby providing an openness and transparency to the process. During 2023 the OPFCC received 45 requests for a review with 24% being upheld.</li> <li>▪ The Ethics and Integrity Panel continues to monitor and reports on some specific areas of activity, such as complaint handling, misconduct cases, stop and search, custody detention in relation to ethical issues.</li> </ul>		

Details	How We Meet these Principles	Evidence	Improvements/Updates	RAG
Underpinning personal behaviour with ethical values and ensuring they permeate all aspects of the organisation's culture and operation		<ul style="list-style-type: none"> <li>As part of the OPFCC's extended team meeting programme, integrity is discussed on a six-monthly basis</li> <li>Ethical awareness is included within induction training for staff, members and volunteers.</li> </ul>		
Developing and maintaining robust policies and procedures which place emphasis on agreed ethical values		<ul style="list-style-type: none"> <li>As part of the staff PDR process, there is a section relating to integrity which included ethical values.</li> <li>Staff recruitment is carried out in line with a recruitment and selection policy which includes ethical principles and values.</li> <li>The OPFCC has a Procurement Policy and procedures.</li> </ul>		
Ensuring that external providers of services on behalf of the organisation are required to act with integrity and in compliance with high ethical standards expected by the organisation		<ul style="list-style-type: none"> <li>The process of commissioning services and awarding of grants present a potentially high risk with regards to integrity. Grant Regulations are in place to ensure that grant awards are made in a fair, transparent and consistent manner and that appropriate conditions are attached to safeguard public money. The Grant Regulations were reviewed in 2023 and the conclusions were reported to the Joint Audit Committee in November 2023.</li> <li>The new Procurement Act 2023 will change the way public procurement is regulated in the UK. The Act is due to go live in October 2024.</li> </ul>	Work to be carried out to update the Grant Regulations in line with the new Procurement Act regulations.	
<b>A3</b>	<b>Respecting the rule of law</b>			
We ensure staff demonstrate a strong commitment to the rule of the law as well as adhering to relevant laws and regulations		<ul style="list-style-type: none"> <li>The Commissioner provides funding to the Constabulary's Legal Services Department, who then deliver legal support to the OPFCC on legal matters.</li> </ul>		

Details	How We Meet these Principles	Evidence	Improvements/Updates	RAG
	We create conditions to ensure that statutory officers, other key post holders and members are able to fulfil their responsibilities in accordance with legislative and regulatory requirements.	<ul style="list-style-type: none"> <li>▪ During the year formal reviews have been undertaken of the role of the Commissioner's Chief Finance Officer and the Head of Internal Audit (HIA) and the Joint Audit Committee against the respective CIPFA statements, which concluded there was full compliance.</li> <li>▪ Compliance with the CIPFA Statement on the Role of the Chief Financial Officer in Local Government is reported through the annual governance statement which accompanies the annual statement of accounts.</li> <li>▪ Officers within the OPFCC receive updates on changes in legislation through their professional bodies, APACCE, PACTS, CIPFA the APCC and from the government.</li> </ul>		
	We strive to optimise the use of the full powers available for the benefit of citizens, communities and other stakeholder	<ul style="list-style-type: none"> <li>▪ Legal advice is provided to the OPFCC by the Constabulary's Legal Services Department. If necessary legal advice can be sought from other legal bodies.</li> <li>▪ Legal considerations are included in all reports.</li> </ul>		
	We deal with breaches of legal and regulatory provisions effectively.	<ul style="list-style-type: none"> <li>▪ The Chief Executive performs the role of Monitoring Officer. They ensure that the Commissioner and OPFCC carry out their roles in line with legislation.</li> </ul>		
	We ensure corruption and misuse of power are dealt with effectively.	<ul style="list-style-type: none"> <li>▪ Anti-Fraud &amp; Corruption arrangements were last reviewed in 2023 and presented to the Joint Audit Committee who concluded that the arrangements were effective.</li> <li>▪ Annually the OPFCC reports to the committee on the effectiveness of the arrangements.</li> </ul>		

Details	How We Meet these Principles	Evidence	Improvements/Updates	RAG
Ensuring corruption and misuse of power are dealt with effectively		<ul style="list-style-type: none"> <li>▪ Anti-Fraud &amp; Corruption and a Confidential Reporting are included in regular training provided to both officers and the Joint Audit Committee.</li> <li>▪ Internal Audit deliver a review of anti-fraud arrangements against best practice.</li> </ul>		

## Core Principle B: Ensuring openness and comprehensive stakeholder engagement

Details	How We Meet these Principles	Evidence	Improvements/Updates	RAG
<b>B1</b>	<b>Openness</b>			
We ensure there is an open culture through demonstrating, documenting and communicating the organisation's commitment to openness		<ul style="list-style-type: none"> <li>▪ The OPFCC publishes information on its website in line with the Elected Local Policing Bodies (Specified Information) Orders of 2011, 2012, 2013 and 2018 and guidance provided by the Information Commissioner. This is demonstrated, documented and communicated through an information publication scheme that ensures all aspects of key information are made public.</li> <li>▪ Examples of information published are – <ul style="list-style-type: none"> <li>○ agendas and reports of public meetings,</li> <li>○ guidance on the Commissioner's funds,</li> <li>○ freedom of information requests,</li> <li>○ financial information and details of key decisions.</li> </ul> </li> <li>▪ The OPFCC produces an Annual Report of the Commissioner's activities and achievements in the previous 12 months.</li> <li>▪ The OPFCC has an established process for receiving and responding to Freedom of Information Requests in line with specified timescales. An approved publication scheme is maintained on the OPFCC website.</li> </ul>		
We make decisions that are open about actions, plans, resource use, forecasts, outputs and outcomes.		<ul style="list-style-type: none"> <li>▪ The OPFCC has a robust decision-making policy and it publishes key decisions. These can be viewed on the OPFCC website.</li> <li>▪ To promote openness and transparency, all Public Accountability Conferences are advertised to allow</li> </ul>		



Details	How We Meet these Principles	Evidence	Improvements/Updates	RAG
		members of the press and public to attend with all minutes arising from them being published subsequently.		
	We provide clear reasoning and evidence for decisions in both public records and explanations to stakeholders.	<ul style="list-style-type: none"> <li>▪ A pro-forma decision template has been developed for the OPFCC to use. There is a requirement to include all information, rationales, risks and legal issues.</li> <li>▪ Minutes from meetings illustrate discussions and rationales for decisions made.</li> <li>▪ There are agreed timescales for the publication of information (including minutes and decisions).</li> </ul>		
	We use formal and informal consultation and engagement to determine the most appropriate and effective interventions or courses of action.	<ul style="list-style-type: none"> <li>▪ Engagement over the last five years has been comprehensive and flexible, developing to meet the changing needs of how people like to communicate and especially the impact of social media.</li> <li>▪ The OPFCC has a three year Engagement and Communication Strategy (2021/24) which continues to be a living/working document.</li> </ul>	Work to be carried out on a new Communication and Engagement Strategy during 2024	
<b>B2</b>	<b>Engaging comprehensively with institutional stakeholders</b>			
	Effectively engage with stakeholders to develop formal and informal partnerships to allow recourses to be used efficiently	<ul style="list-style-type: none"> <li>▪ The Commissioner is actively engaged with a wide range of bodies to encourage a multi-agency approach to matters within his remit. For example, he chairs the Safer Cumbria Partnership Board, which is the Criminal Justice Board for Cumbria, the Combating Drugs Partnership, the strategic board for delivery of the Serious Violence Duty and the Contest (Counter Terrorism) Board for the county and he also chairs the Blue Light Executive Board.</li> </ul>		

Details	How We Meet these Principles	Evidence	Improvements/Updates	RAG
		<ul style="list-style-type: none"> <li>▪ During 2023/24 the Commissioner has continued to lead a range of partnership working initiatives to deliver his Commissioning Strategy and ensure arrangements are in place for victim support services. In the last year he has secured £1.4m of additional funding mainly for Victims Services and Safer Streets. As the conduit for the nationally provided Serious Violence Duty Funding allocation, and in his role as Chair of the Safer Cumbria Partnership, the Commissioner has worked with the Duty Responsible Authorities to an agreed allocation of the funds to meet the specific needs identified for Cumbria.</li> </ul>		
We develop formal and informal partnerships to allow for resources to be used efficiently and outcomes achieved more effectively.		<ul style="list-style-type: none"> <li>▪ The Policing Protocol Order highlights the accountability of the Police, Fire and Crime Commissioner to local people.</li> <li>▪ This responsibility is delivered through the OPFCC to ensure a wide range of engagement approaches so that the Commissioner actively listens, considered and effectively uses the view of the people of Cumbria to influence decisions.</li> <li>▪ Commissioning undertaken with third sector partners and other public sector partners to achieve the statutory objectives of the Commissioner.</li> </ul>		
We ensure that partnerships are based on trust, shared commitment to change, a culture that promotes and accepts challenge and the added value of partnership working is explicit.		<ul style="list-style-type: none"> <li>• The OPFCC Commissioning Strategy sets out the principles &amp; framework used to commission services &amp; achieve the objectives within the police &amp; crime plan. The Commissioner sets strategic direction of policing &amp; reflects the community safety priorities for Cumbria.</li> <li>• The Commissioner enhances delivery of criminal justice via the LCJB &amp; provides support services to</li> </ul>	The Commissioning Strategy will be reviewed & updated in line with the availability of the new police, fire and crime plan 2024 - 2028. It is currently pending to include the guidance of the NEW procurement Act 2023 & ensure the strategy is compliant.	

Details	How We Meet these Principles	Evidence	Improvements/Updates	RAG
		<p>help victims to cope &amp; recover from the consequences of crime.</p> <ul style="list-style-type: none"> <li>The Police &amp; Crime plan is informed by members of the public together with the views of partner organisations to ensure we work together in delivery of shared priorities.</li> </ul>		
<b>B3</b>	<b>Engaging stakeholders effectively including citizens and service users</b>			
We are clear on the types of issues we will consult with or involve stakeholders or service users to ensure service provision is contributing towards the achievement of intended outcomes.		<ul style="list-style-type: none"> <li>The PFCC leads the Safer Cumbria model which provides strategic input into key strategies and plans that support the joint delivery of priority outcomes critical to Cumbria.</li> <li>The OPFCC publishes the outcomes of public consultation on its website.</li> <li>During 2023-2024 engagement included 4 ICV custody visits, 9 visits to Commissioned Victims Services, 15 meetings with public groups and large events, 18 Property Fund visits, 4 Newsletters, attended 3 Pride events, joined the Force on 9 Days of Action/Operations, went on 11 patrols with CBOs, 5 Road policing 8 Rural Crime and 4 Cyber Crime operations, visited 12 Fire Stations and attended 5 On-Call Appreciation events.</li> <li>The Commissioner launched public consultation on the proposal to increase the policing part of the council tax precept for 2024/25 by 17p a week for a Band A property. 60% of the respondents (427) agreed with raising council tax. The Commissioner also launched public consultation on the proposal to increase the fire part of the council tax precept for 2024/25 by 3p a week for a Band A property. 74% of the respondents (125) agreed with raising council tax.</li> </ul>		

Details	How We Meet these Principles	Evidence	Improvements/Updates	RAG
		<ul style="list-style-type: none"> <li>▪ The OPFCC logs all quality-of-service issues that are raised with the Commissioner, these are tracked and escalated with the Chief Constable where appropriate. This feedback is also used by the Constabulary to assess what lessons can be learned from examples of poor or unsatisfactory service, to make improvements.</li> </ul>		
We ensure that communication methods are effective and that we are clear about our roles with regard to community engagement.		<ul style="list-style-type: none"> <li>▪ The OPFCC has a Communication and Engagement Strategy, which is due to be reviewed during 2024.</li> </ul>	Communication and Engagement Strategy to be reviewed and updated during 2024	
We collect and evaluate the views and experiences of communities, service users and organisations		<ul style="list-style-type: none"> <li>▪ The OPFCC logs all quality-of-service issues that are raised with the Commissioner, these are tracked and escalated with the Chief Constable or the Chief Fire Officer where appropriate.</li> <li>▪ This feedback is also used by the Constabulary or Fire Service to assess what lessons can be learned from examples of poor or unsatisfactory service, to make improvements.</li> <li>▪ Reports to the Ethics &amp; Integrity Panel and the Executive Boards which enables the Commissioner and Executive Team to have oversight and scrutiny.</li> </ul>		
We implement effective feedback mechanisms to demonstrate how views have been taken into account, whilst balancing competing demands.		<ul style="list-style-type: none"> <li>▪ All correspondence sent to the Commissioner receives an individual and tailored response.</li> <li>▪ This feedback is also used by the Constabulary or Fire Service to assess what lessons can be learned from examples of poor or unsatisfactory service, to make improvements.</li> </ul>		

Details	How We Meet these Principles	Evidence	Improvements/Updates	RAG
	We take into account the interests of future generations of taxpayers and service users.	<ul style="list-style-type: none"> <li>▪ Information is published on the OPFCC website and engagement takes place during the year to seek the views of different communities.</li> <li>▪ A six-monthly report is presented to the Ethics &amp; Integrity Panel on the difference that has been made due to public correspondence.</li> <li>▪ A 5-year Medium Term Financial Forecast is produced along with a longer-term Capital investment strategy to account for and consider future events that would impact on taxpayers and service users.</li> <li>▪ Budget consultation is undertaken annually and is open to all interested parties to respond to.</li> <li>▪ The PFCC holds the Chief Constable and Chief Fire Officer to account at Executive Board meetings and during Public Accountability Conferences to ensure value for money from service provision.</li> </ul>		

**Core Principle C: Defining outcomes in terms of sustainable economic, social and environmental benefits**

Details	How We Meet these Principles	Evidence	Improvements/Updates	RAG
<b>C1</b>	<b>Defining outcomes</b>			
We have a clear vision which is an agreed formal statement of the organisation's purpose and intended outcomes containing appropriate performance indicators, which provides the basis for the organisation's overall strategy, planning and other decisions	<ul style="list-style-type: none"> <li>A Police and Crime Plan, drawing on the results of a public consultation and a strategic analysis of crime and community safety trends, emerging issues and partner agency feedback is prepared for each Commissioner's term of office.</li> <li>A new Police, Fire and Crime Plan will be launched in October 2024, detailing the new Commissioner's priorities for his term in office.</li> </ul>	A new Police and Crime Plan is being developed following the new Commissioner taking up his role in May 2024.		
We specify the intended impact on, or changes for, stakeholders including citizens and service users. It could be immediately or over the course of a year or longer	<ul style="list-style-type: none"> <li>The OPFCC has an established process for receiving and responding to Freedom of Information Requests in line with specified timescales. An approved publication scheme is maintained on the OPFCC's website.</li> <li>The OPFCC publishes its Police and Crime/Fire Plans with an annual report identifying achievements throughout the year.</li> </ul>			
We deliver defined outcomes on a sustainable basis within the resources that will be available	<ul style="list-style-type: none"> <li>The Commissioner has Public Accountability Conferences which illustrate performance and budget progression.</li> <li>The Commissioner has established new internal accountability boards to help drive and monitor the efficiency and effectiveness of the Constabulary and Fire Authority. It is the forum whereby the Commissioner can maintain</li> </ul>			

Details	How We Meet these Principles	Evidence	Improvements/Updates	RAG
		<p>oversight of the totality of policing in Cumbria. It enables senior officers from the OPFCC and Constabulary to work together to review key issues affecting the Service, identify solutions to any challenges/issues, including how resources can be used.</p> <ul style="list-style-type: none"> <li>▪ During 2023/24 thematic reports provided assurance on the Constabulary's response to serious violence, bringing offenders to justice and achieving positive outcomes for victims. In addition, reports were also received covering financial monitoring, crime data and police culture.</li> <li>▪ Her Majesty's Inspectorate of Constabulary and Fire &amp; Rescue Services (HMICFRS) Inspections further support the Commissioner in identifying areas which are working well and which would benefit from improvement, which supports him in holding the Chief Constable to account for performance of the force. All reports are publicly available.</li> <li>▪ Regular news and social media posts inform communities.</li> <li>▪ During 2023/24, the Police, Fire and Crime Panel has continued to facilitate effective scrutiny of delivery of the plan's objectives through quarterly meetings. Thematic reports are presented to the Panel and follow terms of reference agreed in advance with the Panel Chair.</li> </ul>		



Details	How We Meet these Principles	Evidence	Improvements/Updates	RAG
We identify and manage risks to the achievement of outcomes.		<ul style="list-style-type: none"> <li>▪ Performance is reported through quarterly Public Accountability Conferences and regular internal reporting to Executive Boards.</li> <li>▪ The OPFCC also undertakes a continuous review of its risk management responsibilities by ensuring that it maintains an up-to-date Operation Risk Register and Strategic Risk Register.</li> </ul>		
<b>C2</b>	<b>Sustainable economic, social and environmental benefits</b>			
We consider and balance the combined economic, social and environmental impact of policies, plans and decisions when taking service provision decisions		<ul style="list-style-type: none"> <li>▪ Capital Investment Strategy in place, focused on future use, with links to the Medium-Term Financial Forecast and compliant with the Prudential Code. This has been revised to ensure compliance with the new requirements linking capital investment decisions with the Prudential Code and TM investment decisions).</li> <li>▪ Equality Impact Assessments are carried out on all policies and procedures.</li> <li>▪ Risk management processes are in place and reviewed regularly.</li> </ul>		
Taking a longer-term view with regard to decision making, taking account of risk and acting transparently where there are potential conflicts between the organisation's intended outcomes and short-term factors such as the political cycle or financial constraints		<ul style="list-style-type: none"> <li>▪ Scheme of Delegation provides the basis for decision-making.</li> <li>▪ The OPFCC publishes on it's website: <ul style="list-style-type: none"> <li>○ Committee/Panel agendas and reports</li> <li>○ Minutes of meetings</li> <li>○ OPFCC decisions</li> </ul> </li> <li>▪ Advice is sought from Finance and Legal Services before any decision is made.</li> </ul>		

Details	How We Meet these Principles	Evidence	Improvements/Updates	RAG
	Determining the wider public interest associated with balancing conflicting interests between achieving the various economic, social and environmental benefits, through consultation where possible, in order to ensure appropriate trade-offs	<ul style="list-style-type: none"> <li>▪ The OPFCC has a Communication and Engagement Strategy which details the various protocols for consultation.</li> <li>▪ To support procurement and commissioning activity, the OPFCC &amp; Constabulary have in place Joint Procurement Regulations and a Social Value Policy, incorporating a modern slavery statement.</li> <li>▪ Decisions are required to be on a pro-forma to ensure that all issues are identified and risk assessed.</li> </ul>	The Communication and Engagement Strategy will be updated during 2024.	
	We ensure that there is fair access to services	<ul style="list-style-type: none"> <li>▪ The Partnerships and Commissioning Manager ensures that the services commissioned are consistent with the PFCC's objectives as set out in the Police and Crime Plan. During 2023/24 the Commissioner has committed funding to projects and initiatives aimed at reducing offending and reoffending and supporting victims of crime. A significant proportion of that funding has been committed to supporting victims of domestic abuse and sexual violence during the pandemic. By working with partners the OPFCC ensures that services are available to as many groups as possible.</li> <li>▪ The OPFCC sits on county wide boards and groups which gives it the ability for it to influence positively.</li> <li>▪ Equality Impact Assessments where required are completed and published alongside consultation exercises</li> </ul>		

**Core Principle D: Determining the interventions necessary to optimise the achievement of the intended outcomes.**

Details	How We Meet these Principles	Evidence	Improvements/Updates	RAG
<b>D1</b>	<b>Determining interventions</b>			
We ensure that decision makers receive objective and rigorous analysis, including achieved & intended outcomes and their associated risks.	<ul style="list-style-type: none"> <li>▪ Scheme of Delegation and Corporate Governance Framework provide the basis for decision making.</li> <li>▪ All reports and decisions records have consideration of legal, financial, HR, equality, risk and procurement issues.</li> </ul>			
We consider feedback from citizens and service users when making decisions about service improvements or where services are no longer required to prioritise competing demands.	<ul style="list-style-type: none"> <li>▪ The OPFCC has a Medium-Term Financial Planning process (MTFP) which integrates budget and corporate planning to match resources to the priorities (mid-year review of MTFP will take into account any revisions to priorities).</li> <li>▪ There is an annual budget consultation involving the public, local businesses, staff and the Trade Unions. Further stakeholder engagement with the public is achieved through social media messaging and promotion of specific consultations and surveys. The OPFCC also engages with its institutional stakeholders.</li> </ul>			
<b>D2:</b>	<b>Planning interventions</b>			
We establish and implement robust planning and control cycles that cover strategic and operational plans, priorities and targets. Ensuring that they are flexible and agile to adapt delivery outputs and changing circumstances.	<ul style="list-style-type: none"> <li>▪ Funding arrangement and Corporate Governance Framework including Scheme of Delegation provide the basis for decision making.</li> <li>▪ OPFCC Administers internal Executive Boards for both Police and Fire, and Executive Team Gold</li> </ul>			

Details	How We Meet these Principles	Evidence	Improvements/Updates	RAG
		Meetings are chaired by the Commissioner to make decisions.		
	We engage with internal and external stakeholders in determining how services and other courses of action should be planned and delivered.	<p>During the last year, the Commissioner has continued to build on partnership working to address priorities in the Police and Crime. Projects have included:</p> <ul style="list-style-type: none"> <li>▪ Development of assertive outreach in known hot spot areas working with Remedi &amp; The Well Communities to address issues of ASB and the impact upon individuals and communities.</li> <li>▪ The commissioner has provided funding towards the Rural Crime Team, Op' Lantern to increase capacity, awareness and sharing best practice through multi-agency working.</li> <li>▪ The commissioner funded Get Safe Online to raise awareness and reduce vulnerability towards online crime and fraud.</li> <li>▪ New projects were developed in support of victims of DA in partnership with the constabulary &amp; Cumbria Gateway Ltd to provide supported accommodation to perpetrators of DA for a short period of 28 days to remove the threat of violence from the family home while ensuring a support plan is in place.</li> <li>▪ Works closely with the new Community Safety Partnerships in each of the new Local Authority areas, Cumberland Council and Westmorland and Furness Council.</li> <li>▪ The OPFCC works closely with the new Community Safety Partnerships in each of the new Local Authority areas, Cumberland Council and Westmorland &amp; Furness Council.</li> </ul>		

Details	How We Meet these Principles	Evidence	Improvements/Updates	RAG
		<ul style="list-style-type: none"> <li>▪ The Partnership and Commissioning Manager attends the Cumberland, W&amp;F CSP DA/SV Groups, the Cumberland W&amp;F DHLUC subgroup of the CSP DA groups in relation to supported accommodation &amp; extended partnership working. Also attending the Drug Harms Prevention Group a sub group of the combatting Drugs Partnership.</li> <li>▪ They are also a member of both Cumberland, W&amp;F Youth Justice Boards, Deputy Chair of the Female Justice Partnership.</li> </ul>		
We consider and monitor risks facing each partner when working collaboratively including shared risks.		<ul style="list-style-type: none"> <li>▪ The OPFCC identifies risks with partners, through contract management and project management processes. There is an escalation process to the operational and strategic risks registers which are monitored by the OPFCC Executive Team.</li> </ul>		
We have established performance indicators to identify how the performance of services and projects is to be measured.		<ul style="list-style-type: none"> <li>▪ The Commissioner has established new internal accountability boards to help drive and monitor the efficiency and effectiveness of the Constabulary. It is the forum whereby the Commissioner can maintain oversight of the totality of policing in Cumbria. It enables senior officers from the OPFCC and Constabulary to work together to review key issues affecting the Service, identify solutions to any challenges/issues, including how resources can be used.</li> <li>▪ During the course of 2023/24 the Commissioner continued to hold the Chief Constable to account through his Public Accountability Conferences. Through this forum, the Commissioner received</li> </ul>		

Details	How We Meet these Principles	Evidence	Improvements/Updates	RAG
		<p>Constabulary assurance covering a range of areas of performance.</p> <ul style="list-style-type: none"> <li>▪ In the February meeting, the Commissioner approved the budget for Cumbria Constabulary</li> <li>▪ The Commissioner has held regular one-to-one meetings with the Chief Constable and Chief Fire Officer. These internal meetings allow the Commissioner, Chief Constable and Chief Fire Officer to discuss strategic issues, focus on finance, national considerations, HMICFR and anything else that is relevant to the successful delivery of policing in Cumbria. This forum allows for full and frank conversations in a confidential environment.</li> </ul>		
We inform medium and long-term resource planning by drawing up realistic estimates of revenue and capital expenditure aimed at developing a sustainable funding strategy.		<ul style="list-style-type: none"> <li>▪ There is a Medium-Term Financial Planning process (MTFP) which integrates budget and corporate planning to match resources to the priorities (annual review of MTFP will take into account any revised corporate priorities).</li> <li>▪ There is an annual budget consultation involving the public, local businesses, staff and the trade Unions. Further stakeholder engagement with the public is achieved through social media messaging and promotion of specific consultations and surveys. The OPFCC also engages with its institutional stakeholders through the strategic partnerships with local authorities, health, fire, police, public agencies and the business sector.</li> </ul>		

Details	How We Meet these Principles	Evidence	Improvements/Updates	RAG
		<ul style="list-style-type: none"> <li>▪ The budget for 2023/24 has been balanced, however savings will be required from 2025/26 onwards.</li> <li>▪ Against this background, modelling of a range of financial scenarios through the Medium-Term Financial Planning process, undertaken jointly by the OPFCC and Constabulary, have continued to inform wider business planning and develop savings proposals, as a means of balancing the budget over the medium term.</li> <li>▪ The Commissioning Strategy sets out the processes by which the Commissioner will identify and fund services to support his priorities. For each service commissioned, whether through the giving of a grant or a contractual relationship, specific outcomes and measurable indicators are included which define how the impact can be assessed.</li> </ul>	<p>The Commissioning Strategy will be reviewed &amp; updated in line with the availability of the new police, fire and crime plan 2024 - 2028. It is currently pending to include the guidance of the NEW procurement Act 2023 &amp; ensure the strategy is compliant.</p>	
<b>D3</b>	<b>Optimising Achievement of Intended Outcomes</b>			
We ensure that the services we commission achieve social value		<ul style="list-style-type: none"> <li>▪ The Violence Against Women and Girls Scrutiny Panel was set up as part of a local and national strategy to reduce violence against women and girls. Whilst commissioned by the Office of the Police, Fire and Crime Commissioner, it is fully supported by Cumbria Constabulary and set within the context of their work to transform the way they deal with violence against women and girls. The Panel is chaired and attended by the volunteer members of Cumbria Victims Charitable Trust with attendance by members of Cumbria Constabulary</li> </ul>		



Details	How We Meet these Principles	Evidence	Improvements/Updates	RAG
		<p>and the Office of the Police, Fire and Crime Commissioner.</p> <ul style="list-style-type: none"> <li>▪ The panel scrutinises various subject areas which centre around how the constabulary deals with cases of violence against women and girls. All feedback from the meeting is submitted to the Central Repository for Scrutiny within the Constabulary so to guide Officers on good or bad working practices and to improve on the service provided.</li> <li>▪ The panel works to ensure the voice of the victim is heard and provides challenge where it appears not to have been considered.</li> <li>▪ The meetings are held quarterly at headquarters and feature a Subject Matter Expert presentation at each meeting to assist in creating better awareness around the subject for the panel.</li> </ul>		
		<ul style="list-style-type: none"> <li>▪ Safer Cumbria's Quality Assessment Framework (QAF) has been developed to ensure victims and witnesses of crime get the services, support and help they need from the Criminal Justice System (CJS). This also provides evidence of the compliance of the code for those agencies who have a statutory responsibility.</li> <li>▪ A key part of this goal is increasing compliance with the Victims Code which outlines the statutory rights for victims and witnesses. If these are fully implemented this would ensure victims and witnesses are treated fairly and with respect, as well as being kept informed. It will also enable them to be able to access any special measures and</li> </ul>		

Details	How We Meet these Principles	Evidence	Improvements/Updates	RAG
		<p>support services they are entitled to and support them to be heard in the Criminal Justice Process.</p> <ul style="list-style-type: none"> <li>▪ This assessment is conducted on an annual basis by the Office of Police Fire and Crime Commissioner with involvement by all agencies within the CJS. The report once completed is presented to the Safer Cumbria Board and any learning from the report will then be actioned and measured moving forward.</li> </ul>		
We ensure the achievement of 'social value' through service planning and commissioning. The Public Services (Social Value) Act 2012 states that this is " <i>the additional benefit to the community .....over and above the direct purchasing of goods, services and outcomes</i> ".		<ul style="list-style-type: none"> <li>▪ The OPFCC has a Procurement and Commissioning Strategy that ensures best value is achieved (supported by the financial regulations and contract standing orders) whilst ensuring obligations to stakeholders are achieved through the setting out of clear social, economic and environmental responsibilities.</li> </ul>		
We ensure the medium-term financial strategy sets the context for ongoing decisions on significant delivery issues or responses to changes in the external environment that may arise during the budgetary period in order for outcomes to be achieved while optimising resource usage.		<ul style="list-style-type: none"> <li>▪ The OPFCC has a Medium-Term Financial Planning process (MTFP) which integrates budget and corporate planning to match resources to organisational priorities.</li> </ul>		

**Core Principle E: Develop the capacity and capability of OPFCC Staff to be effective and to deliver services effectively**

Details	How We Meet these Principles	Evidence	Improvements/Updates	RAG
<b>E1: Developing the OPFCC's capacity</b>				
We review our operations, performance and use of assets on a regular basis to ensure their continued effectiveness.	<ul style="list-style-type: none"> <li>▪ The Executive Team and Executive Team Gold meetings review OPFCC activities and accountability of both Cumbria Constabulary and Cumbria Fire and Rescue Service.</li> <li>▪ Performance against the Police, Fire and Crime Plan is reported through Public Accountability Conferences.</li> <li>▪ The Police, Fire and Crime Panel hold the Commissioner to account at meetings throughout the year.</li> <li>▪ Strategies and policies are regularly reviewed and updated, particularly as part of the budget setting process where Estates, Fleet, DDAT/ICT and Procurement strategies are all updated to inform the process.</li> </ul>			
We recognise the benefits of partnership and collaborative working where added value can be achieved.	<ul style="list-style-type: none"> <li>▪ The OPFCC carries out partnership working and collaboration across the county and on a regional or national basis through S22 agreements.</li> </ul>			
We develop and maintain an effective workforce plan to enhance the strategic allocation of resources.	<ul style="list-style-type: none"> <li>▪ The key functions and roles of the Commissioner and the Chief Constable are set out in the Police Reform and Social Responsibility Act 2011 (PRSRA).</li> <li>▪ This also sets out the function and roles of statutory officers, namely the Monitoring Officer (Chief Executive) and the Chief Finance Officer (s.151). The monitoring officer has specific legal, financial and governance duties in addition to a statutory responsibility for the lawfulness of decision making. The functions and roles set out in legislation and</li> </ul>			

Details	How We Meet these Principles	Evidence	Improvements/Updates	RAG
		<p>guidance are codified in the Commissioner's Scheme of Delegation.</p> <ul style="list-style-type: none"> <li>▪ The Chief Finance Officer continues to have oversight of the OPFCC, Constabulary and Fire finances.</li> <li>▪ A new Head of Estates post has been established from 1 February 2024 to enable the realisation and rationalisation of the Commissioners estate in both policing and fire.</li> <li>▪ The Commissioner's Police, Fire and Crime Plans identify the objectives to be achieved.</li> <li>▪ The Corporate Plan provides a focus to the OPFCC on providing the highest level of support and professional advice to the PFCC in delivering their statutory functions.</li> <li>▪ OPFCC staff training plan identifies new and cyclical training required for all staff. Staff PDRs identify individual training requirements.</li> </ul>		
<b>E2</b>	<b>Developing the capability of OPFCC's leadership</b>			
We develop the capabilities of senior management to achieve effective shared leadership and to enable the organisation to respond successfully to changing legal and policy demands as well as economic, political and environmental changes and risks.		<ul style="list-style-type: none"> <li>▪ The Chief Executive receives support through the Association of Police and Crime Commissioner Chief Executives (APACCE).</li> <li>▪ The Chief Finance officer continues to receive support from the Police and Crime Commissioner's Treasurer's Society (PaCCTS) and the associated technical information service.</li> <li>▪ The Chief Finance Officer and the wider Finance Team have continued to actively participate in the 'Achieving Financial Excellence in Policing' programme developed by the Chartered Institute of Public Finance and Accountancy (CIPFA)</li> <li>▪ Regular Performance Development Reviews (PDR) reviews are carried out with all OPFCC Staff.</li> </ul>		

Details	How We Meet these Principles	Evidence	Improvements/Updates	RAG
	We ensure the Commissioner and the chief executive have clearly defined and distinctive leadership roles within a structure whereby the chief executive leads in implementing strategy and managing the delivery of Commissioners objectives	<ul style="list-style-type: none"> <li>• The roles and responsibilities are set out in the Corporate Governance Framework which is published on the OPFCC website.</li> <li>• Job descriptions for all staff outline individual roles and responsibilities.</li> </ul>		
<b>E3</b>	<b>Developing the capability of staff within the OPFCC</b>			
We develop the capability of staff within the OPFCC		<ul style="list-style-type: none"> <li>• All new members of staff undergo an induction process and receive support from line managers to develop during their first six months.</li> </ul>		
		<ul style="list-style-type: none"> <li>• A comprehensive OPFCC Training Plan has been developed. This sets out the overall training plan for the office and cascades into individual responsibilities.</li> </ul>		
		<ul style="list-style-type: none"> <li>• Annual Performance Development Reviews (PDR) for all staff, monitored on a four monthly-basis with 1-2-1 meetings held in between.</li> </ul>		
		<ul style="list-style-type: none"> <li>• Weekly team and tasking meetings for the whole OPFCC were introduced in 2023/24 to ensure transparency and communication across the whole team.</li> </ul>		
		<ul style="list-style-type: none"> <li>• Monthly extended team meetings are held for all staff. They are planned across the year with focused themes throughout.</li> </ul>		
We hold staff to account through regular performance reviews which take into account training or develop needs		<ul style="list-style-type: none"> <li>▪ All staff have four-monthly PDRs with their line manager where they discuss performance and training needs, setting any development plans required.</li> </ul>		

Details	How We Meet these Principles	Evidence	Improvements/Updates	RAG
		<ul style="list-style-type: none"> <li>Interim 1-2-1 meetings are held to support staff in their PDR achievements.</li> </ul>		
	We ensure that there are arrangements to maintain the health and wellbeing of the workforce, both physical and mental wellbeing.	<ul style="list-style-type: none"> <li>The OPFCC has a number of policies and procedures to support members of staff with their health and wellbeing. These include the Fair Passport process and desk station assessments.</li> <li>As part of the PDR process there is a section where health and wellbeing is discussed.</li> <li>Access to the Constabulary's Occupational Health Department and approved services for both staff and members.</li> </ul>		
<b>E4</b>	<b>Developing the capability of members and volunteers appointed by the OPFCC</b>			
	We develop the capability of appointed members and volunteers to assist them in performing their roles.	<ul style="list-style-type: none"> <li>Development sessions for the Joint Audit Committee members were held over the year. A formal review of the Committee's effectiveness was carried out and published as part of the meeting papers in September 2023.</li> </ul>	A formal 360 degree review will take place in June 2024.	
		<ul style="list-style-type: none"> <li>Throughout the year volunteer independent custody visitors received induction training upon appointment, continued ICVA bitesize training; and via attendance at conferences and training events.</li> </ul>		
		<ul style="list-style-type: none"> <li>Throughout the year the Ethics and Integrity Panel carrying out a diverse range of thematic sessions. Prior to each of these they are provided with information to assist them understand the business area and officers/staff at the session provide further information. The Panel membership has a diverse range of backgrounds, skills and knowledge which assists with the different business areas.</li> </ul>		

**Core Principle F: Managing risks and performance through robust internal control and strong public financial management**

Details	How We Meet these Principles	Evidence	Improvements/Updates	RAG
<b>F1</b>	<b>Managing Risk</b>			
We recognise that risk management is an integral part of all activities and must be considered in all aspects of decision making.		<ul style="list-style-type: none"> <li>▪ The OPFCC has a Risk Management Strategy which is reviewed on a three-year cyclical basis and was last reviewed in 2023.</li> <li>▪ This was presented to the Joint Audit Committee in November 2023 who gave their approval.</li> </ul>		
We implement robust and integrated risk management arrangements ensuring that they are work effectively.		<ul style="list-style-type: none"> <li>▪ OPFCC Strategic, Operational and Project risks are reviewed by staff on a quarterly basis. Updates are then reported to the Executive Team for oversight and scrutiny.</li> <li>▪ Each OPFCC funded project has a risk register which is updated on a monthly basis. Any risks which score highly are also placed on the OPFCC risk registers for monitoring purposes.</li> <li>▪ OPFCC strategic risk management is reported to the Joint Audit Committee on a six-monthly basis</li> </ul>		
We ensure that responsibilities for managing individual risks are clearly allocated.		<ul style="list-style-type: none"> <li>▪ Each risk register format has an area to identify the risk holder and the overall risk manager for that area of business.</li> </ul>		
<b>F2</b>	<b>Managing Performance</b>			
We ensure we monitor service delivery effectively by securing reports (including		<ul style="list-style-type: none"> <li>▪ The Chief Constable is held to account for delivery of policing objectives through the Commissioner's Public Accountability</li> </ul>		



Details	How We Meet these Principles	Evidence	Improvements/Updates	RAG
	financial information) on service delivery, plans and progress towards outcome achievement.	<p>Conferences (PACs). The dates for these meetings are agreed 12 months in advance.</p> <ul style="list-style-type: none"> <li>▪ During 2023/24 thematic reports provided assurance on the Constabulary's response to serious violence, bringing offenders to justice and achieving positive outcomes for victims. In addition, reports were also received covering financial monitoring, crime data and police culture.</li> <li>▪ At the Public Accountability Conference in Feb, the Commissioner approved the budget for policing.</li> <li>▪ The Public Accountability Conference arrangements will be reviewed to ensure they provide the Commissioner with the right level of assurance and scrutiny on how well the Constabulary is performing.</li> <li>▪ Regular budget monitoring is reported to Executive Team Gold to demonstrate that budgets are being spent correctly. The quarterly reports are also scrutinised by the Police, Fire and Crime Panel.</li> </ul>		
		<ul style="list-style-type: none"> <li>▪ The Commissioner has established new internal accountability boards to help drive and monitor the efficiency and effectiveness of the Constabulary and the Fire Authority.</li> </ul>		
		<ul style="list-style-type: none"> <li>▪ All HMICFRS inspections (local, regional and national) and other regulatory reports will be reviewed and monitored through new internal accountability boards.</li> </ul>		
		<ul style="list-style-type: none"> <li>▪ The Commissioner holds regular one-to-one meetings with the Chief Constable and the Chief Fire Officer.</li> </ul>		
<b>F2</b>	<b>Robust Internal Control</b>			

Details	How We Meet these Principles	Evidence	Improvements/Updates	RAG
	We evaluate and monitor the Corporate Governance Framework, risk management and internal control on a regular basis	<ul style="list-style-type: none"> <li>▪ A number of areas of the corporate governance framework have been subject to cyclical review and update. This process is supported by the professional advice of the Joint Audit Committee.</li> <li>▪ The Committee has considered and provided scrutiny of the Commissioner’s Code of Corporate Governance, the Internal Audit Charter, the PFCC Scheme of Delegation, the PFCC’s Arrangements for Anti-Fraud and Corruption activities, the Treasury Management Strategy, Statement of Accounts and Annual Governance Statement.</li> </ul>		
	We ensure additional assurance on the overall adequacy and effectiveness of the framework of governance, risk management and control is provided by the internal auditor.	<ul style="list-style-type: none"> <li>▪ Internal controls have also been reviewed through the annual process of management assurances and the annual internal audit plan. The full audit plan of audits which were scored for assessment for 2023/24 has been delivered. This has allowed the Head of Internal audit to provide ‘Reasonable Assurance’ on the PFCC’s arrangements for risk management, governance and internal control.</li> <li>▪ Overall, of the fourteen audits completed in 2023/24 covering the activities of the OPFCC and Constabulary, 93% provided either substantial or reasonable assurance. Management have put in place to address all audit recommendations.</li> </ul>		
	We ensure effective counter fraud and anti-corruption arrangements are in place.	<ul style="list-style-type: none"> <li>▪ Robust arrangements for Anti-Fraud and Corruption are in place. These were presented to the Joint Audit Committee in November 2023 and approved.</li> <li>▪ The OPFCC provides an annual report to the Joint Audit Committee on the effectiveness of these arrangements.</li> <li>▪ The Constabulary on behalf of the OPFCC participates in the annual National Fraud initiative, completing a fraud risk assessment each financial year.</li> </ul>		

Details	How We Meet these Principles	Evidence	Improvements/Updates	RAG
<b>F3</b>	<b>Managing Data</b>			
	We ensure there are effective arrangements for the safe collection, storage, use and sharing of data.	<ul style="list-style-type: none"> <li>▪ We have a Data Protection policy and guidance to support staff in receipting, storing and deleting data as appropriate.</li> <li>▪ On a six-monthly basis the OPFCC Governance Manager will provide refresher training/information at an Extended Team meeting to support staff.</li> <li>▪ The OPFCC has a joint Data Protection Officer with Cumbria Constabulary. Any identified data breaches notified to, or within, the OPCC are highlighted to the Joint DPO to assess and advise of any course of action to be taken.</li> </ul>		
	Where information is shared with other organisations we ensure there are effective arrangements for data sharing in place.	<ul style="list-style-type: none"> <li>▪ The OPFCC has a number of information sharing agreements with partner agencies.</li> <li>▪ For suppliers we have Data Processing Contracts, Confidentiality Agreements and conduct Data Protection Impact Assessments.</li> <li>▪ Members of the Ethics and Integrity Panel and our volunteers all sign confidentiality agreements to cover any information they are made aware of as part of their respective roles.</li> </ul>		
<b>F4</b>	<b>Strong Public Financial Management</b>			
	Ensuring financial management supports both long-term achievement of outcomes and short-term financial and operational performance.	<ul style="list-style-type: none"> <li>▪ The OPFCC has a duty to comply the key principles contained within the revised CIPFA statement of the 'Role of the Chief Financial Officer in Local Government' and the OPFCC continues to comply with 5 key principles of the CIPFA statement.</li> <li>▪ The OPFCC Chief Finance Officer (S151 Officer) is a qualified accountant and is a key member of the Executive Team and as such, has direct access to the Chief Executive. The Chief Finance Officer is supported by a capable and resourced finance team in the Constabulary, who support the proper administration of the OPFCC financial affairs,</li> </ul>		

Details	How We Meet these Principles	Evidence	Improvements/Updates	RAG
		<p>including leading the promotion and delivery of good financial management to safeguard public money at all times; to ensure the effective, efficient and economic use of resources; and to ensure that the short and long term implications of all material business decisions are fully considered and aligned to the Medium Term Financial Plan.</p> <ul style="list-style-type: none"> <li>▪ The main controls for financial management are set out in the Corporate Governance Framework – these are the Budget and Policy Framework and the Financial Regulations. These cover the arrangements for Financial Management, Financial Planning, Risk Management and Control of Resources, Financial Systems and Procedures and External arrangements. The OPFCC also complies with the Prudential Framework for Local Authority Finance.</li> </ul>		
We ensure well-developed financial management is integrated at all levels of planning and control, including management of financial risks and controls.		<ul style="list-style-type: none"> <li>▪ Financial implications and impact on service delivery is reported monthly through Executive Team Gold meetings and quarterly to Police, Fire and Crime Panel.</li> </ul>		
		<ul style="list-style-type: none"> <li>▪ During 2023/24 the finance team have continued to participate in the Achieving Financial Excellence in Policing programme promoted by the Chartered Institute of Public Finance and Accountancy. Work has continued to implement the action plan following a self-assessment of all aspects of financial management.</li> </ul>		
		<ul style="list-style-type: none"> <li>▪ The Financial Management Code developed by the Chartered Institute of Public Finance and Accountancy came into effect from the 1<sup>st</sup> April 2020, with the aim of supporting</li> </ul>		

Details	How We Meet these Principles	Evidence	Improvements/Updates	RAG
		good practice in financial management in local authorities including the policing sector. In the most recent self-assessment undertaken, the Constabulary largely meets the requirements of the code.		

**Core Principle G: Implementing good practices in transparency, reporting and audit to deliver effective accountability.**

Details	How We Meet these Principles	Evidence	Improvements/Updates	RAG
<b>G1</b>	<b>Implementing good practice in transparency</b>			
We report at least annually on performance, value for money and the stewardship of its resources.	<ul style="list-style-type: none"> <li>▪ The Commissioner is committed to good transparency. Every opportunity is taken to demonstrate the good work that the Commissioner is involved with especially around the support to third-parties and commissioned services. This is further reinforced by publishing information from across the OPFCC using different formats to allow people to access information in range of forms. The Commissioner's website remains the central place for all information to be accessed.</li> <li>▪ Throughout the year the Commissioner has published regular financial monitoring information in a short and succinct format that aims to increase the transparency and accessibility of financial information. Further to this, the statutory financial statements for 2022/23, published in January 2024, include the Chief Finance Officers' Narrative Report. The Narrative report incorporates a more accessible summary of the statements and financial and performance information, alongside a business review.</li> <li>▪ An Annual Report is published in the autumn of each year.</li> </ul>	Annual Report to be developed and published in autumn 2024.		
We ensure robust arrangements for assessing the extent to which the principles contained in the Framework have been applied and publishing the	<ul style="list-style-type: none"> <li>▪ Annual governance statement prepared annually including opinion by internal audit service on controls in place.</li> </ul>			

Details	How We Meet these Principles	Evidence	Improvements/Updates	RAG
	results on this assessment including an action plan for improvement and evidence to demonstrate good governance (annual governance statement)	<ul style="list-style-type: none"> <li>▪ Annual Governance Statement presented to and approved by Joint Audit committee, which includes (if necessary) an action plan to address any significant control weaknesses.</li> <li>▪ Annual governance statement prepared annually including opinion by internal audit service on controls in place. Annual Governance Statement presented to and approved by the Joint Audit Committee. Formally signed off by the Commissioner, Chief Executive and S151 Officer</li> </ul>		
<b>G2</b>	<b>Implementing good practices in reporting</b>			
	We provide assurance on the work carried out by the Commissioner.	<ul style="list-style-type: none"> <li>▪ The Commissioner's activities, performance and achievements have been published in an annual report, which can be found on the Commissioner's website at <a href="http://www.cumbria-pcc.gov.uk">www.cumbria-pcc.gov.uk</a>. It highlights the commissioner's key achievements during his eighth year in office, including: <ul style="list-style-type: none"> <li>○ Continuation of funding for many community projects and support services to tackle the key priorities in the Police and Crime Plan and maintain vital services for victims.</li> <li>○ Setting the policing budget for 2023/24, maintaining the additional 45 police officers secured over the Commissioner's term of office and are on schedule to recruit all 168 extra officers under the Government's Operation Uplift Programme to recruit an additional 20,000 officers nationally by March 2024.</li> <li>○ Improved youth engagement through the work of the Mini Police and Cadets.</li> <li>○ Prioritised and supported work to address the top public concerns raised with him namely, police visibility, safer driving, cyber-crime, drugs and rural crime.</li> </ul> </li> </ul>		



Details	How We Meet these Principles	Evidence	Improvements/Updates	RAG
		<ul style="list-style-type: none"> <li>An updated Code of Corporate Governance has been prepared for 2023/24 in line with the 2016 CIPFA/Solace Good Governance Framework for Local Government.</li> </ul>		
		<ul style="list-style-type: none"> <li>A review of the arrangements for internal audit have confirmed that the service meets the requirements of the Public Sector Internal Audit Standards (PSIAS) during 2023/24.</li> </ul>		
	We report on our performance, value for money and stewardship of our resources.	<ul style="list-style-type: none"> <li>An annual report is published which details the work carried out and achieved by the Commissioner during the year. This is published on the OPFCC website and supports the other elements of performance information also contained on the website.</li> </ul>	The Annual Report will be published in the autumn.	
		<ul style="list-style-type: none"> <li>The annual statement of accounts are presented to the Joint Audit Committee for scrutiny and are subsequently published on the OPFCC's website</li> </ul>	The draft statement of accounts are being presented to the Joint Audit Committee meeting on 26 June 2024.	
<b>G3</b>	<b>Assurance and effective accountability</b>			
	We ensure that recommendations for corrective action made by external audit are acted upon.	<ul style="list-style-type: none"> <li>The Constabulary's unaudited financial statements for 2022/23 were released in June 2023, with the final version published in January 2024.</li> <li>The External Auditor's Annual Report gave an unqualified audit opinion. In relation to value for money in the External Auditor concluded that the Constabulary has appropriate arrangements in place to manage the risks it faces in respect of its financial resilience and that they had not identified any significant weaknesses in the Constabulary's arrangements for financial sustainability, governance and improving</li> </ul>		

Details	How We Meet these Principles	Evidence	Improvements/Updates	RAG
		economy, efficiency and effectiveness. One recommendation was made in relation to reporting of savings.		
We ensure an effective internal audit service with direct access to members is in place which provides assurance with regard to governance arrangements and recommendations are acted upon.		<ul style="list-style-type: none"> <li>▪ A review of the arrangements for internal audit have confirmed that the service meets the requirements of the Public Sector Internal Audit Standards (PSIAS) during 2023/24.</li> </ul>		
		<ul style="list-style-type: none"> <li>▪ Implementation of recommendations arising from the internal audit plan, external audit reports and HMICFRS are monitored by the Joint Audit Committee.</li> </ul>		

