



Enquiries to: Mrs P Zutic
Telephone: 01768 217734 (op2)

Our reference: PZ

Date 17 October 2024

CUMBRIA POLICE, FIRE & CRIME COMMISSIONER'S PUBLIC ACCOUNTABILITY CONFERENCE

The Police and Crime Commissioner's Public Accountability Conference will take place on **Friday 25th October 2024, at 10:00.**

The purpose of the Conference is to enable the Police, Fire and Crime Commissioner to hold the Chief Constable to account for operational performance.

If you would like to join the meeting as a member of the public or press, please contact Paula Zutic on paula.zutic@cumbria.police.uk Following the meeting papers will be uploaded on to the Commissioner's website.

G Shearer
Chief Executive

Attendees:

Police, Fire & Crime Commissioner - Mr David Allen (Chair)
OPFCC Chief Executive - Ms Gill Shearer
Chief Finance Officer - Mr Steven Tickner
Chief Constable - Mr Rob Carden

AGENDA

PART 1 – ITEMS TO BE CONSIDERED IN THE PRESENCE OF THE PRESS AND PUBLIC

1. APOLOGIES FOR ABSENCE

2. URGENT BUSINESS AND EXCLUSION OF PRESS AND PUBLIC

To consider (i) any urgent items of business and (ii) whether the press and public should be excluded from the Meeting during consideration of any Agenda item where there is likely disclosure of information exempt under s.100A(4) and Part I Schedule A of the Local Government Act 1972 and the public interest in not disclosing outweighs any public interest in disclosure.

3. QUESTIONS FROM THE PUBLIC

An opportunity (not exceeding 20 minutes) to deal with any questions which have been provided in writing within at least three clear working days before the meeting date to the Chief Executive.

4. DISCLOSURE OF PERSONAL INTERESTS

Attendees are invited to disclose any personal/prejudicial interest, which they may have in any of the items on the Agenda. If the personal interest is a prejudicial interest, then the individual should not participate in a discussion of the matter and must withdraw from the room unless a dispensation has previously been obtained.

5. MINUTES OF MEETING

To receive and approve the minutes of the Public Accountability Conference held on the 16th July 2024.

6. POLICING PERFORMANCE

To receive an update from the Constabulary in relation to performance for the most recent 12 months rolling total data, as agreed in the Police and Crime Plan Accountability Framework.



**CUMBRIA POLICE, FIRE & CRIME COMMISSIONER
PUBLIC ACCOUNTABILITY CONFERENCE**

Minutes of the Public Accountability Conference held on
Tuesday 16th July 2024
at 13:00 in Conference Room 3, Carleton Hall, Penrith

PRESENT

Police, Fire & Crime Commissioner – David Allen (Chair)

Also present:

Chief Constable (Rob Carden);
Deputy Chief Constable (Darren Martland);
Assistant Chief Constable (Jonathan Blackwell);
Assistant Chief Constable (Dave Stalker);
Chief Superintendent (Mick Bird);
Director of Performance and Change (Louise Kane);
T/Superintendent (Lee Skelton);
OPFCC Chief Executive (Gill Shearer);
Constabulary Head of Marketing & Communications (Helen Quinn);
OPFCC Executive Support Officer (Paula Zutic) – taking minutes;

Also in attendance – member of the public

PART 1 – ITEMS CONSIDERED IN THE PRESENCE OF THE PRESS AND PUBLIC

001. APOLOGIES FOR ABSENCE

Apologies for absence were received from the Chief Finance Officer (Steven Tickner);

002. QUESTIONS FROM MEMBERS OF THE PUBLIC

No questions had been received in advance of the meeting from any members of the public

003. URGENT BUSINESS AND EXCLUSION OF THE PRESS AND PUBLIC

There were no items of urgent business to be considered by the Committee.

004. DISCLOSURE OF PERSONAL INTERESTS

There were no disclosures of any personal interest relating to any item on the Agenda.



005. MINUTES

The Chair presented the minutes of the Public Accountability Conference held on the 15th February 2024 which had previously been circulated with the agenda. The minutes were agreed as an accurate record and signed by the Chair.

RESOLVED, that, the

- (i) Minutes of the Public Accountability Conference held on the 15th February 2024 be confirmed as a correct record and signed by the Chair;

006. POLICING PERFORMANCE

The presentation was given by the Director of Performance and Change.

999 call performance is strong and has improved significantly since 2023. On average, 95% of 999 calls are answered within 10 seconds. The national KPI is 90% so Cumbria is sitting well above that.


101 call performance is consistently high, and sitting not less than 95% of calls answered within 5 minutes. There is a consistent low abandonment rate of under 5%. It is worth noting that figures can be affected by one off anomalies such as a random caller making a lot of calls over a 4 – 5 hour period.

Response performance for the 2022-23 financial year is 77.2% however, the most recent data shows response data is sitting at 90%. The process is consistently tight with one minute between a call being answered to a log being created to dispatch.

Compared to our most similar group (MSG) there is a 15 – 20 minute target for most forces. Roads policing plays a big part and Cumbria also has some unique geography / topography issues.

Grade 2 response - 93% average so far this year on target compared to an average of 60% for 2022/23. Good performance is being maintained.

The Commissioner asked if the Constabulary is happy with the quality of answer and response? The Chief Constable responded that yes they were happy; investigative standards have seen huge increases and are quality assured.



The Constabulary ended the financial year 2023/24 with a positive outcome rate of 19.4%. This was a 4.6pp increase from the 2022/23 positive outcome rate of 14.8%. For the current FYTD (April-May 2024), the Constabulary have started in a stronger position again, with an outcome rate of 20.0%.

During 2023/24, there were 35,568 crimes recorded, which was an 8.3% decrease on 2022/23 (35,568, down from 38,795, 3227 fewer offences). FYTD the volume of all crime has decreased 0.6%, from 23,651 last FYTD to 21,611 this FYTD.

A formal performance framework was put in place last year using sophisticated tools, all working together. There are two tiers with review periods.

There has been a reduction in KPI's around acquisitive crime (no crime is also a measure). It is about layering. Right Care Right person has also been brought in, and has now been embedded.

There is a culture across the organisation with an understanding from the initial contact right through the investigation to understand where the challenges are. Drive activity is looked at each quarter.

Drug offences – Cumbria ended the most recent financial year with a positive outcome rate of 80.2%, which was a 7.6pp increase from the previous year (outcome rate of 72.6%) During 2023/24, there were 1664 drug offences recorded, which was a 45.6% increase on 2022/23 (1664, up from 1143, 521 additional offences).

In 2024/25, the volume of drug offences has increased by 27.7% when compared to the same period last year. In FYTD24/25 there have been 300 occurrences, against 235 occurrences in the SPLY. (+27.7%)

The positive outcome rate for Burglary has increased significantly from 9.3%- 10.4% (an increase of 16% and an impact of performance management).

The 17% reduction in Burglary is due to a number of factors such as:

- Key nominals removed
- Transient population
- Rural crime team
- Roads policing team
- Technology (ANPR)
- Improved CCTV – wider coverage enables tracking



During 2023/24, there were 1588 sexual offences recorded, which was a 7.2% decrease on 2022/23 (1588, down from 1711, 123 fewer offences). In 24/25 there have been 330 occurrences, compared to 279 in the same period last year (+18.3%). DCC Martland has confidence in the reporting aspect and disclosure.

Nationally, the picture from charge to court is poor. The Conviction rate is different around the North West region. A strong pilot for rape surgeries (CPS) was in place but has now been withdrawn by the CPS, we are in negotiations to get back to dedicated charge lawyers. The Commissioner was asked to raise this during his next meeting with the Chief Crown Prosecutor for the NW region.

Theft figures are consistent with last year. A retail crime strategy has been launched with links into the national team. Trends tend to be around cost of living items such as nappies / food.

There is no minimum monetary threshold, and Cumbria Constabulary attend every job.

As a percentage, violence against shopworkers is decreasing:

- 2021 3%
- 2022 2%
- 2023 1.9%

During 2023/24, there were 537 Possession of Weapons offences recorded, which was a 16.2% increase on 2022/23 (537, up from 462, 75 additional offences). FYTD, when comparing volumes for the possession of weapons offences with the same period last year, there has been a 10.3% reduction in volume. In the FYTD24/25, there have been 96 occurrences, compared with 107 occurrences in the same period last year (-10.3%).

During 2023/24, there were 972 vehicle offences recorded, which was a 0.4% decrease on 2022/23 (972, down from 976, 4 fewer offences). The current year to date has seen a reduction of 24.4% compared to the same period last year.

Robbery – numbers are very low, which can make percentages appear high. During 2023/24, there were 178 Robbery offences recorded, which was a 15.6% increase on 2022/23 (178, up from 154, 24 additional offences). The current year to date has seen a reduction of 24.1% compared to the same period last year, which is 7 less offences.

During 2023/24, there were 15415 Violence Against the Person offences recorded, which was an 8.8% decrease on 2022/23 (15415, down from 16900, 1485 fewer offences).



DA has reduced by 7.3%. Volumes are monitored closely and repeat offenders identified. There is a significant DA audit ongoing at the moment with 500 DA cases have been audited to look at themes. Drug addiction & alcohol are factors.

Street based violence has reduced while the DA aspect is fairly static. 16% of DA has a malicious communications element (such as social media).

VAWG - During 2023/24, there were 7797 VAWG offences recorded, which was a 16.9% decrease on 2022/23 (7797, down from 9378, 1581 fewer offences). When comparing the volumes of VAWG offences to the same period last year, there has been a 17.22% reduction. In the FYTD24/25 there has been 1,308 occurrences, compared to 1,580 in the same period last year (-17.22%).

The number of KSI collisions has been decreasing over the last 2 years.

- FY2022/23 total 295 (monthly average: 24.6)
- FY2023/24 total 272 (monthly average: 22.7)

There was a 27% reduction in the number of fatal collisions from FY2022/23 to FY2023/24.

The main type of ASB is Nuisance for both all ASB and youth related. However, the percentage of nuisance ASB for youth is 90.5% of the total whereas for non-youth it is only 74.4% of the total. ASB (all and youth) has been decreasing over the last two years.

Following a discussion, the report was noted.

RESOLVED, that

- (i) The report be noted;

007. THEMATIC PERFORMANCE – POLICE VISIBILITY

The presentation was given by Chief Superintendent Bird.

Citizens in Policing doesn't currently sit within Neighbourhood Policing. Great strides have been made but there is more that can be done.



Aligned with College of Policing guidelines, 7 strands fit within the following 3 main areas:-

- Delivery (NHP)
- Supporting (NHP)
- Evidence gaps.

The organisation structure of the NPT is led by Chief Superintendent Bird with distribution of resources over four quadrants:

- Carlisle
- Derwent & Esk
- Kendal
- Eden

Each locality has priorities, with named officers & CBO's (detailed on the Constabulary website).

The model in Cumbria has been used as best practice and HMIC have signposted other areas to see what Cumbria are doing. There is a bespoke training package which is accredited and nationally recognised (3 blocks of 2 day training).

The PCSO 16 week training programme is being reviewed and streamlined by L&D.

The presentation shows a summary of the roles and responsibilities of the CBO and a flow chart to show the purpose, incorporating the THRIVESC principles.

The role profile seeks to focus on the core functions of the PSCO & CBO. The CBO policy will be revised to better understand abstractions.

Building relationships and engagement within communities is key.

There is a recruitment drive every year for Special Constables. Currently there are 46 Specials and 1 Cyber Special, and together they completed 10,555 hours last year.

Citizens in Policing deliver the Cadets and Mini Police programmes. Some nuances need to be addressed to get to hard to reach areas. The starting point is 100 every year split across 5 bases in Cumbria.

Some Cadets are reaching the age where they can progress to other roles (e.g. at 18 they would be eligible to join the Regulars or Specials). There is an aspiration to have a Junior Cadets Programme as there is currently a gap.

Various engagement events are supported by social media and newsletter as well as information on the website. Lots of joint working with partners and the OPFCC.



Following a discussion, the report was noted.

RESOLVED, that

- (i) The report be noted;

008. THEMATIC PERFORMANCE – RURAL CRIME

The presentation was given by T/Superintendent Skelton.

Cumbria was one of a handful of Forces who did not have a dedicated Rural Crime Team. This has now been addressed, with specific actions being carried out by the team such as:

- Targeted nights of action / cross border
- Community Protection Notices
- Disruption letters (62 to date with no repeat individuals)
- Members of community WhatsApp groups (note that this does not replace 101 or 999)

Staff have been upskilled with specific training carried out.

Hotspot mapping as well as use of thermal imaging cameras; ANPR; and drones help to target individuals. The FUSUS application brings everything together and is accessible by all Officers via their laptops / devices. Third party CCTV systems can also link in.

Following a discussion, the report was noted.

RESOLVED, that

- (i) The report be noted;

Meeting concluded

Signed: _____ **Date:** _____



Public Accountability Conference

Friday 25th October

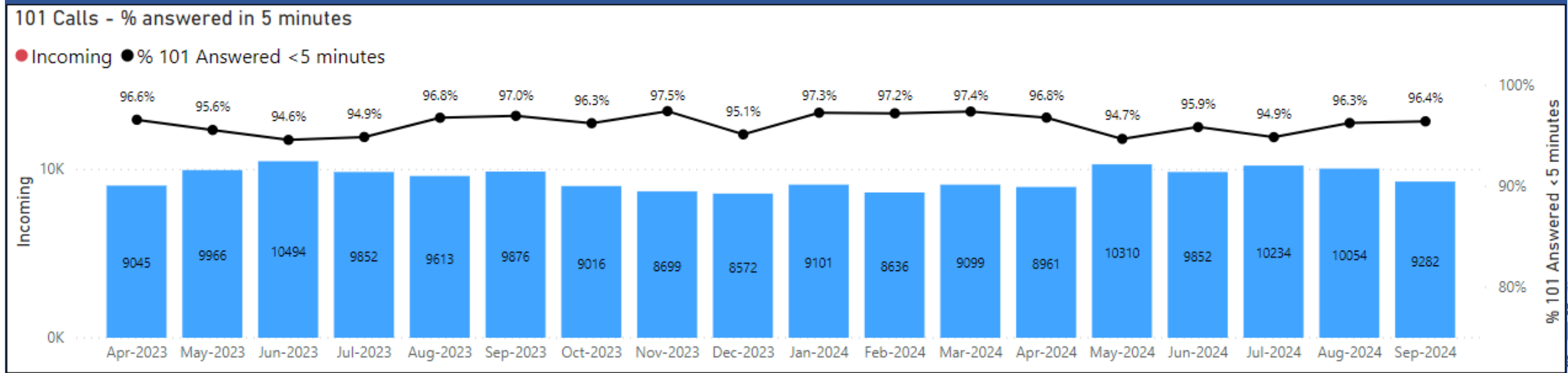
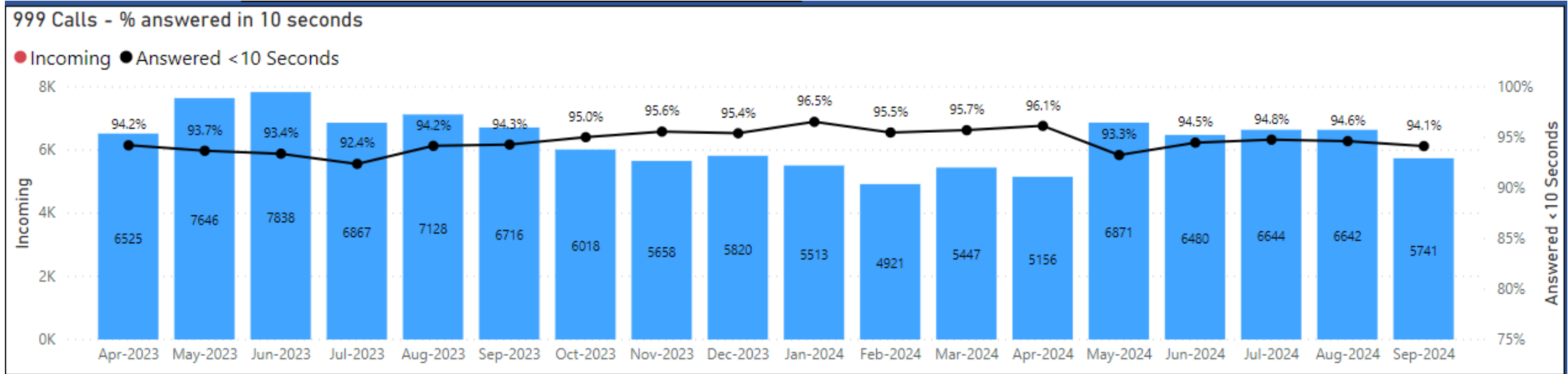




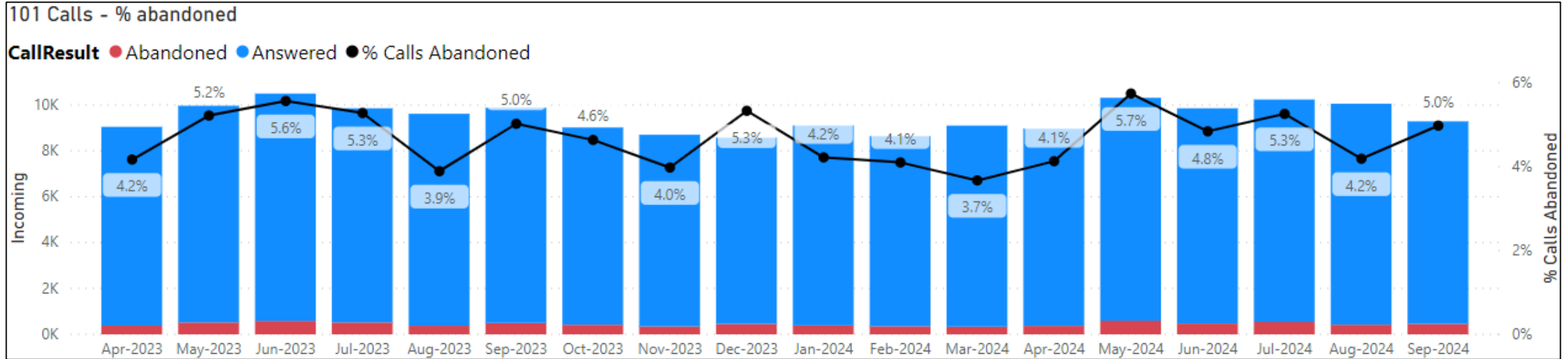
Police Performance



Call Answering 999 & 101 - 23/24 & FYTD



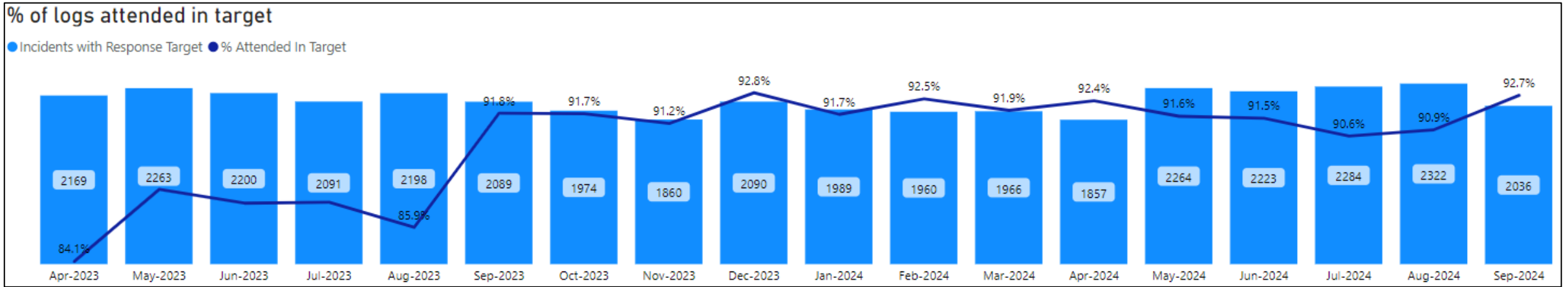
101 Abandonment Rates - 23/24 & FYTD



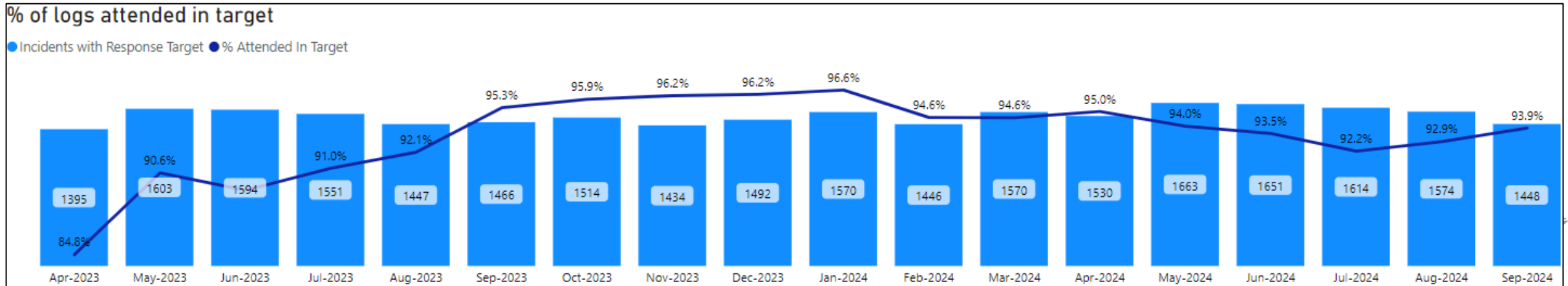
Grade 1 & Grade 2 Forcwide Response Times



G1 Response Times



G2 Response Times



OffenceGroup	Crimes	Same Period Last Year	Difference	% Change
+ Arson and Criminal Damage	2049	2408	-359	-14.9%
+ Burglary	600	697	-97	-13.9%
+ Drug offences	1039	791	248	31.4%
+ Miscellaneous Crimes Against Society	561	392	169	43.1%
+ Possession of weapons offences	282	293	-11	-3.8%
+ Public order offences	1877	1961	-84	-4.3%
+ Robbery	78	88	-10	-11.4%
+ Sexual offences	933	791	142	18.0%
+ Theft offences	2771	2679	92	3.4%
+ Vehicle Offences	470	490	-20	-4.1%
+ Violence against the person	8496	7981	515	6.5%
Total	19156	18571	585	3.2%

Cyber Crime

22/23 = 2116

23/24 = 1809

FYTD = 1284

SPLY = 1057



21%


Offences Involving Knives or Sharp Weapons

22/23= 209

23/24= 214

FYTD = 85

SPLY = 105



-18%

Offences Involving Firearm Use

22/23= 35

23/24= 38

FYTD = 24

SPLY = 28



-14%


Neighbourhood Crime

22/23 = 8,066

23/24 = 7,805

FYTD = 4085

SPLY = 4204



-3%

Violence With Injury

22/23= 4942

23/24= 4607

FYTD = 2573

SPLY = 2615



-2%

Homicide

22/23= 1

23/24= 4

FYTD = 0

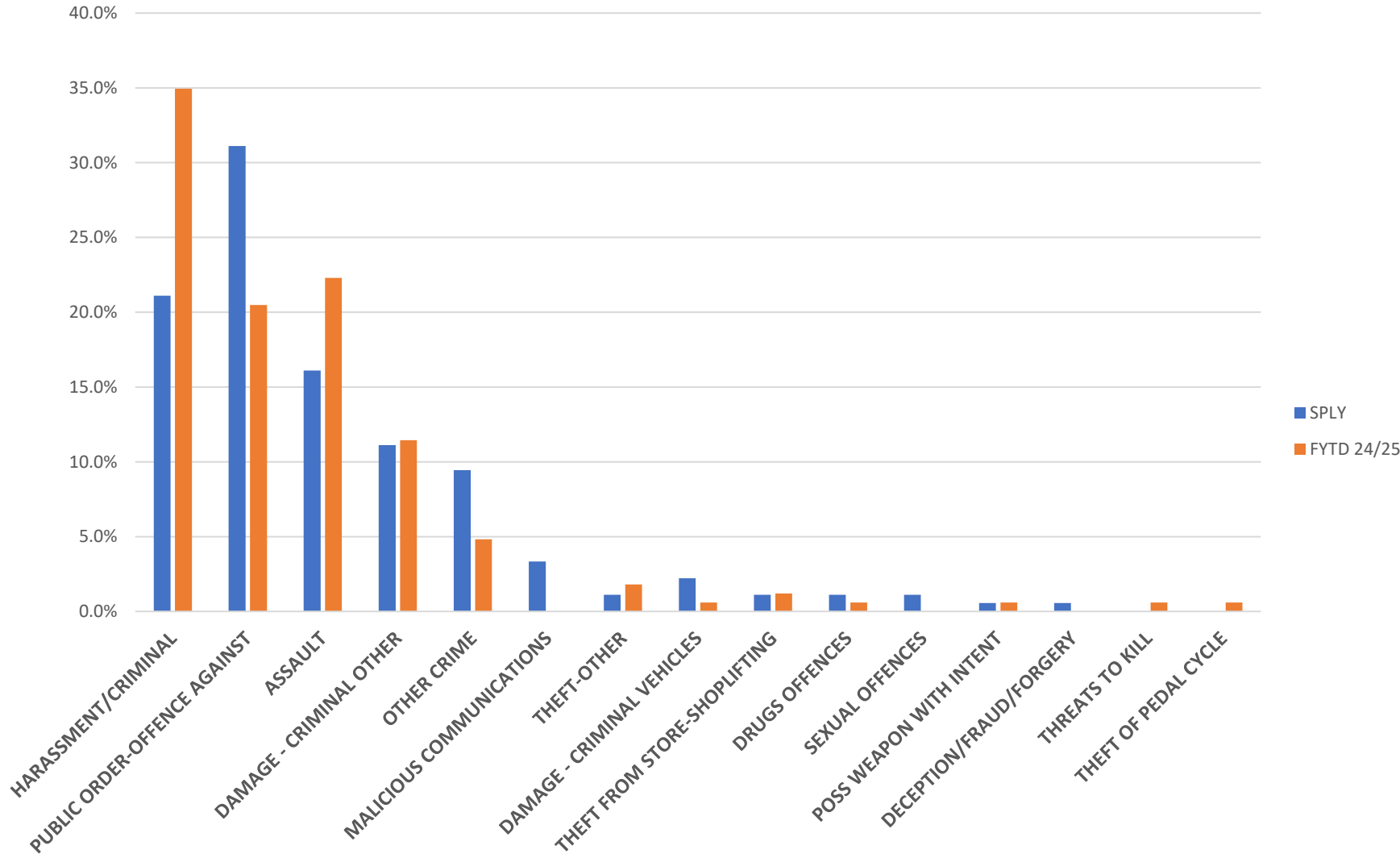
SPLY = 0

ASB FYTD 24/25 September 2024*

DistrictName	ASB Recorded FYTD	SPLY	% Change
Allerdale	307	402	-23.6%
ENVIRONMENTAL	13	19	↓ -31.6%
NUISANCE	245	335	↓ -26.9%
PERSONAL	49	48	↑ 2.1%
Barrow-in-Furness	501	463	8.2%
ENVIRONMENTAL	39	37	↑ 5.4%
NUISANCE	391	355	↑ 10.1%
PERSONAL	71	71	0.0%
Carlisle	615	650	-5.4%
ENVIRONMENTAL	25	21	↑ 19.0%
NUISANCE	513	543	↓ -5.5%
PERSONAL	77	86	↓ -10.5%

Copeland	263	339	-22.4%
ENVIRONMENTAL	9	15	↓ -40.0%
NUISANCE	217	276	↓ -21.4%
PERSONAL	37	48	↓ -22.9%
Eden	198	259	-23.6%
ENVIRONMENTAL	18	34	↓ -47.1%
NUISANCE	157	193	↓ -18.7%
PERSONAL	23	32	↓ -28.1%
South Lakeland	293	424	-30.9%
ENVIRONMENTAL	24	35	↓ -31.4%
NUISANCE	221	322	↓ -31.4%
PERSONAL	48	67	↓ -28.4%
Total	2,177	2,537	-14.2%

Crime Reported as a result ASB Reports



Crime Type	SPLY	FYTD
HARASSMENT/CRIMINAL	21.1%	34.9%
PUBLIC ORDER-OFFENCE AGAINST	31.1%	20.5%
ASSAULT	16.1%	22.3%
DAMAGE - CRIMINAL OTHER	11.1%	11.4%
OTHER CRIME	9.4%	4.8%
MALICIOUS COMMUNICATIONS	3.3%	0.0%
THEFT-OTHER	1.1%	1.8%
DAMAGE - CRIMINAL VEHICLES	2.2%	0.6%
THEFT FROM STORE-SHOPLIFTING	1.1%	1.2%
DRUGS OFFENCES	1.1%	0.6%
SEXUAL OFFENCES	1.1%	0.0%
POSS WEAPON WITH INTENT	0.6%	0.6%
DECEPTION/FRAUD/FORGERY	0.6%	0.0%
THREATS TO KILL	0.0%	0.6%
THEFT OF PEDAL CYCLE	0.0%	0.6%





	2023 Qtr 2	2024 Qtr 2	Difference	% Change
Forcewide	1231	970	-261	-21.20%
Hotspots	349	221	-128	-36.70%
Hotspots Excluded	882	749	-133	-15.10%

Tackling **serious violence** and **anti-social behaviour** together
 #OperationEnhance



- Statistically significant reduction of ASB in hotspots
- Youth related ASB has also reduced by 43.9% in hotspot areas



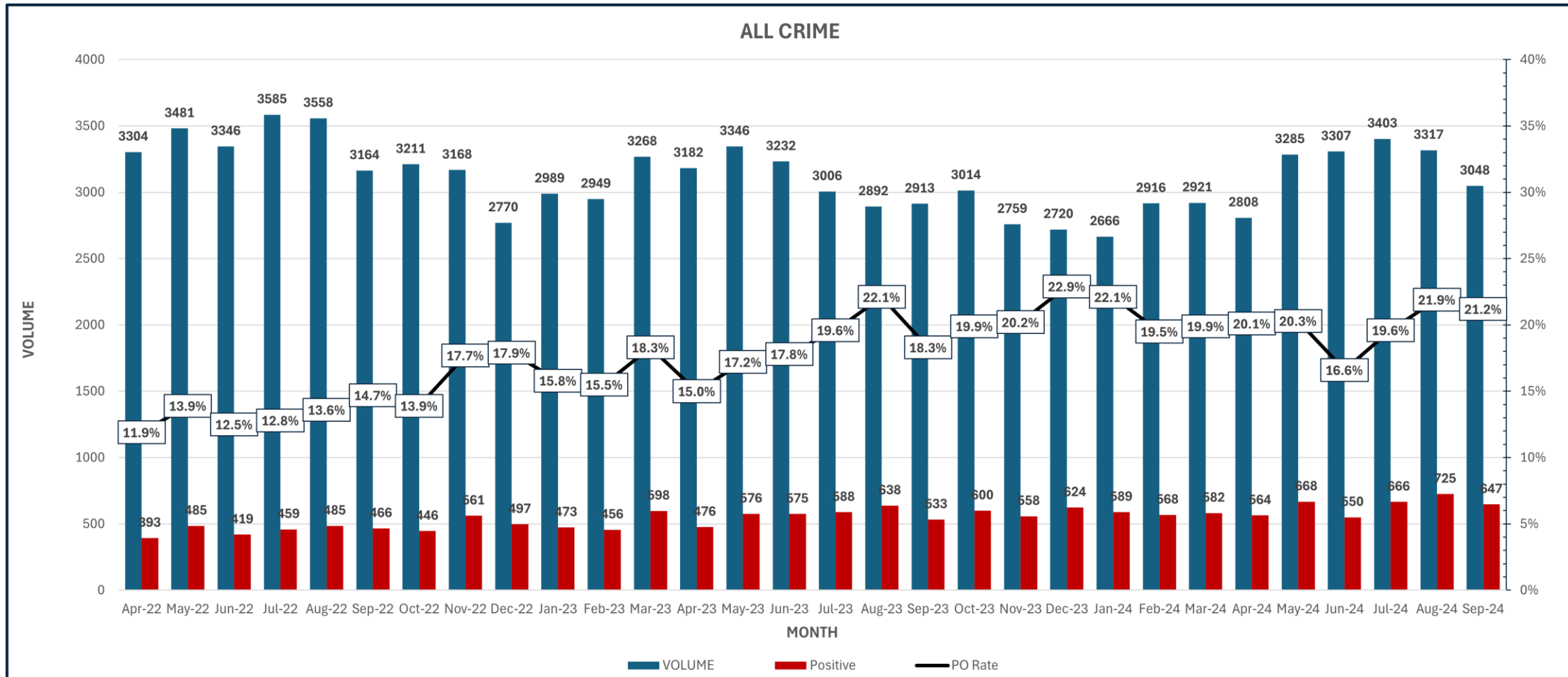
Outcomes for Victims (Including VAWG)



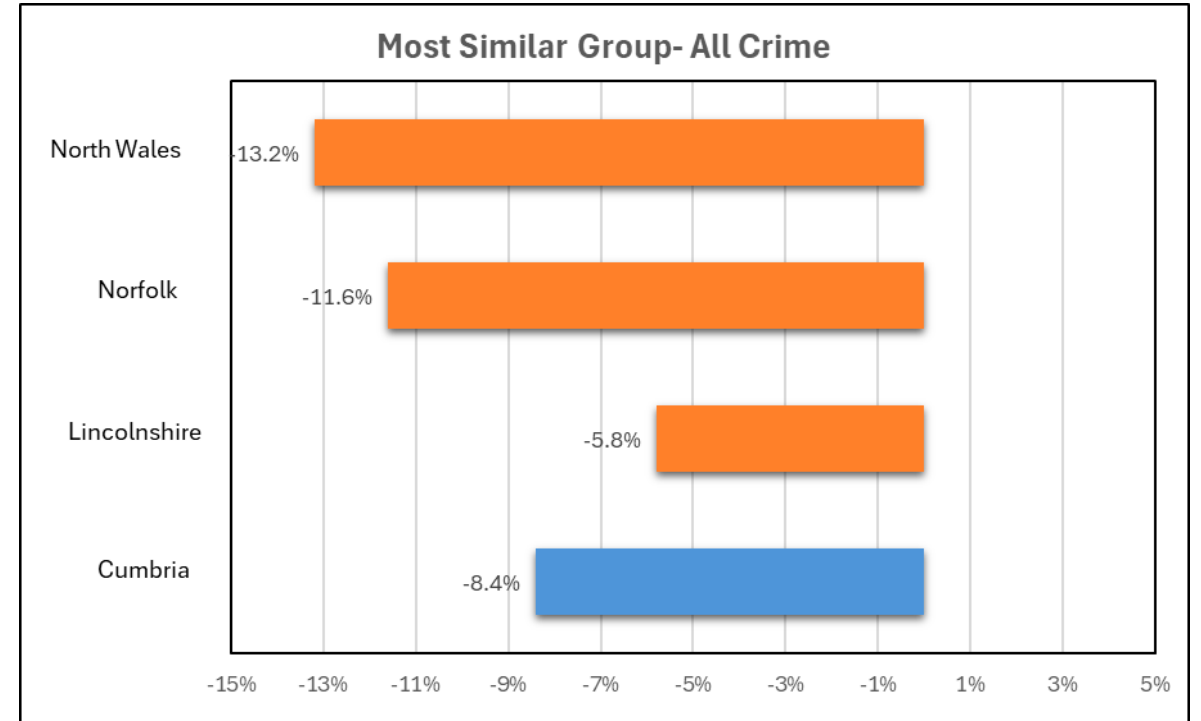
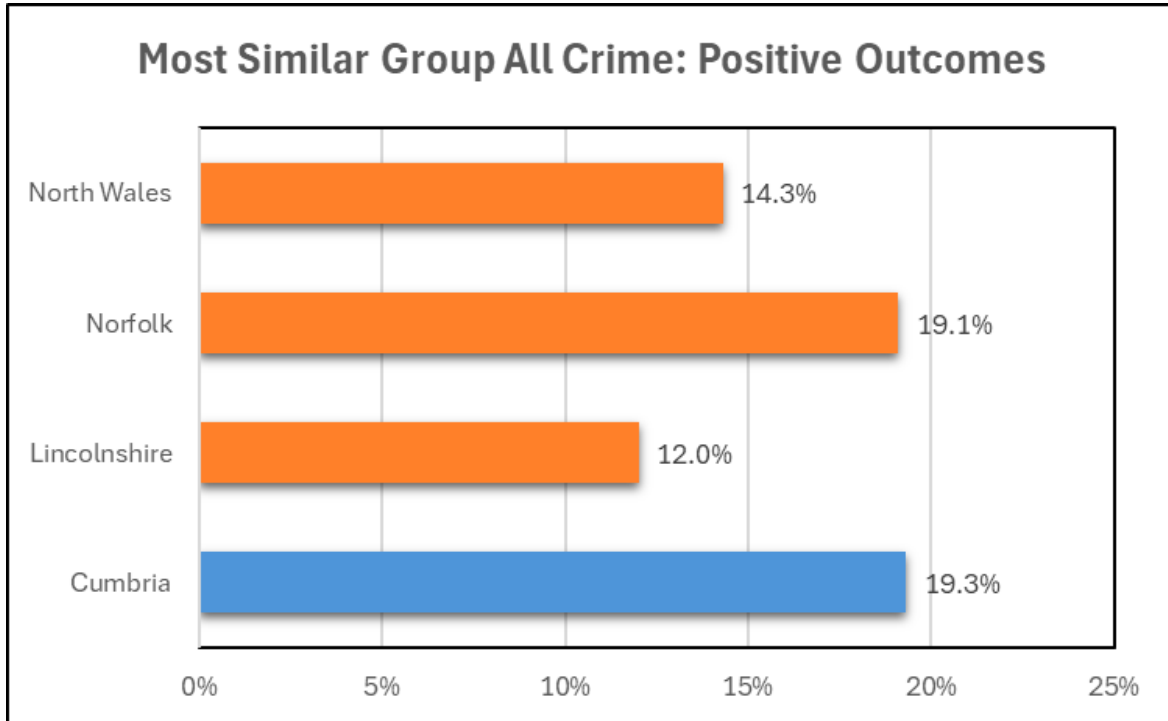
Outcomes



Latest national data (March 2024), indicates that Cumbria has the highest outcome rate nationally for All Crime. Cumbria's outcome rate has further increased since this date.



Outcomes- National Comparison



England and Wales positive outcome rate: **11.3%**

England and Wales crime volume: - **4.2%**

March 2024: Cumbria ranked 1st nationally for All Crime positive outcome rate .





FY 22-23

Outcome Code	Outcomes Assigned	Outcome Rate
OC1	3436	8.86%
OC1A	387	1.00%
OC2	71	0.18%
OC2A	8	0.02%
OC3	215	0.55%
OC3A	12	0.03%
OC5	7	0.02%
OC8	1609	4.15%
OC9	7	0.02%
OC10	57	0.15%
OC11	183	0.47%
OC12	172	0.44%
OC13	47	0.12%
OC14	3081	7.94%
OC15	4677	12.06%
OC16	11784	30.38%
OC17	288	0.74%
OC18	10909	28.12%
OC20	310	0.80%
OC21	1363	3.51%
OC22	613	1.58%

FY 23-24

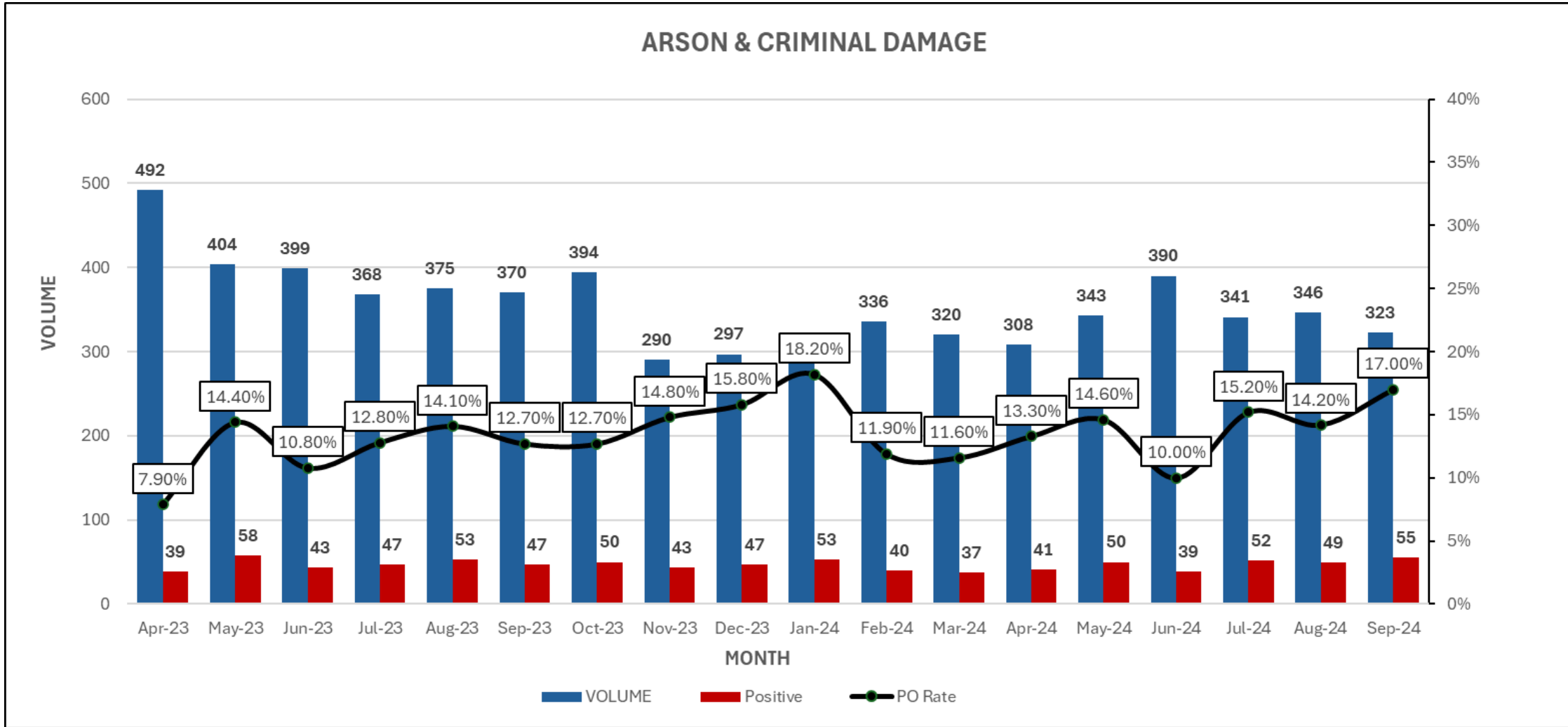
Outcome Code	Outcomes Assigned	Outcome Rate
OC1	3652	10.27%
OC1A	364	1.02%
OC2	126	0.35%
OC2A	6	0.02%
OC3	221	0.62%
OC3A	25	0.07%
OC4	77	0.22%
OC5	27	0.08%
OC8	2436	6.85%
OC9	10	0.03%
OC10	57	0.16%
OC11	185	0.52%
OC12	175	0.49%
OC13	75	0.21%
OC14	2129	5.99%
OC15	3973	11.17%
OC16	9842	27.67%
OC17	203	0.57%
OC18	9446	26.56%
OC20	298	0.84%
OC21	1067	3.00%
OC22	557	1.57%

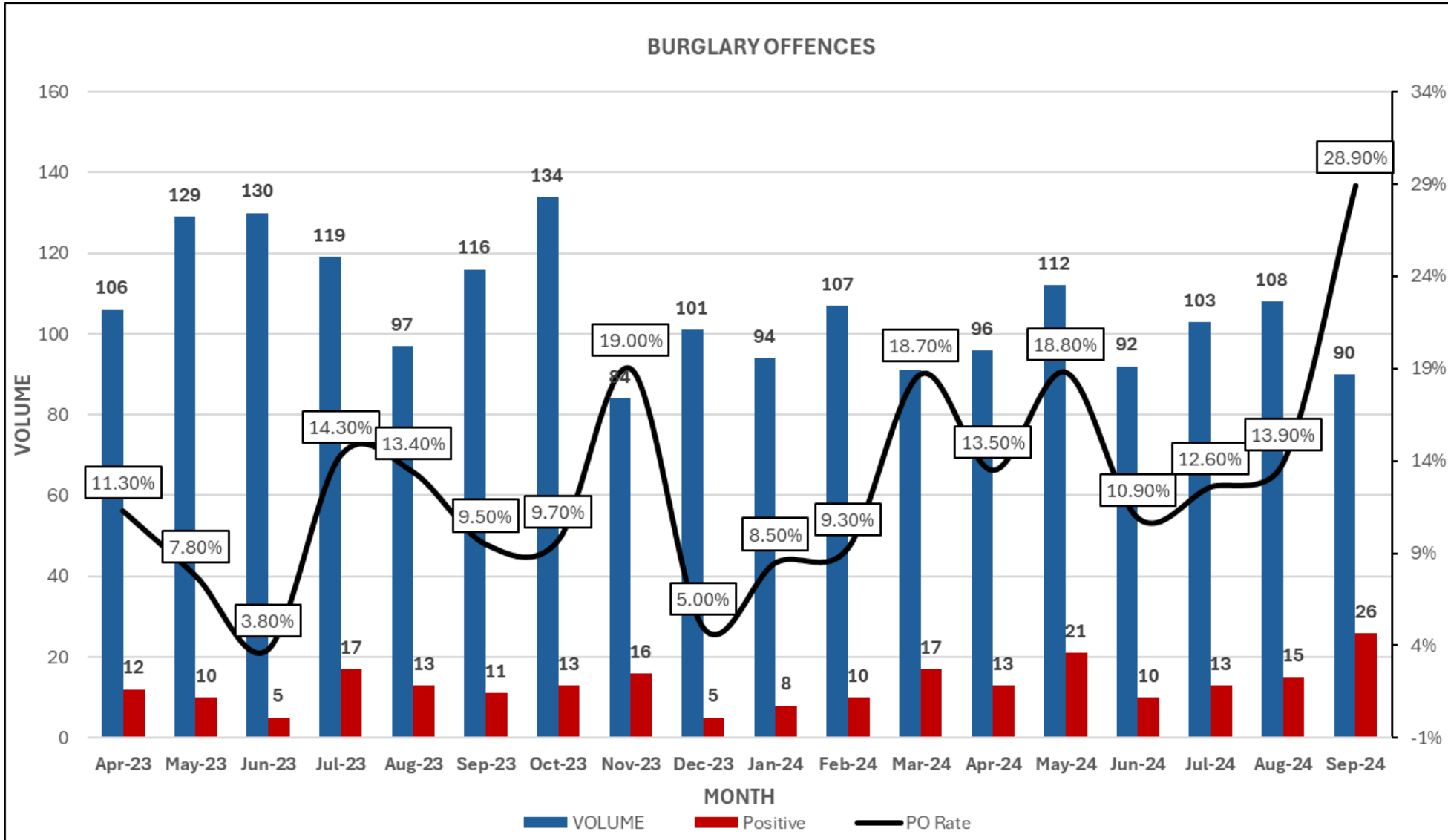
FYTD September 2024

Outcome Code	Outcomes Assigned	Outcome Rate
OC1	2157	11.26%
OC1A	270	1.41%
OC2	38	0.20%
OC2A	4	0.02%
OC3	130	0.68%
OC3A	8	0.04%
OC4	5	0.03%
OC5	14	0.07%
OC8	1209	6.31%
OC9	5	0.03%
OC10	64	0.33%
OC11	168	0.88%
OC12	109	0.57%
OC13	27	0.14%
OC14	1069	5.58%
OC15	1953	10.20%
OC16	5367	28.02%
OC17	100	0.52%
OC18	4511	23.55%
OC20	166	0.87%
OC21	714	3.73%
OC22	359	1.87%

- Solved outcomes are indicated in green
- Increase in overall outcome rate is influenced by an increase in OC1/1A (individuals being charged).
- Key contributors to non-solved outcomes are highlighted in pink
- Majority of these have seen a decrease compared to previous FY's

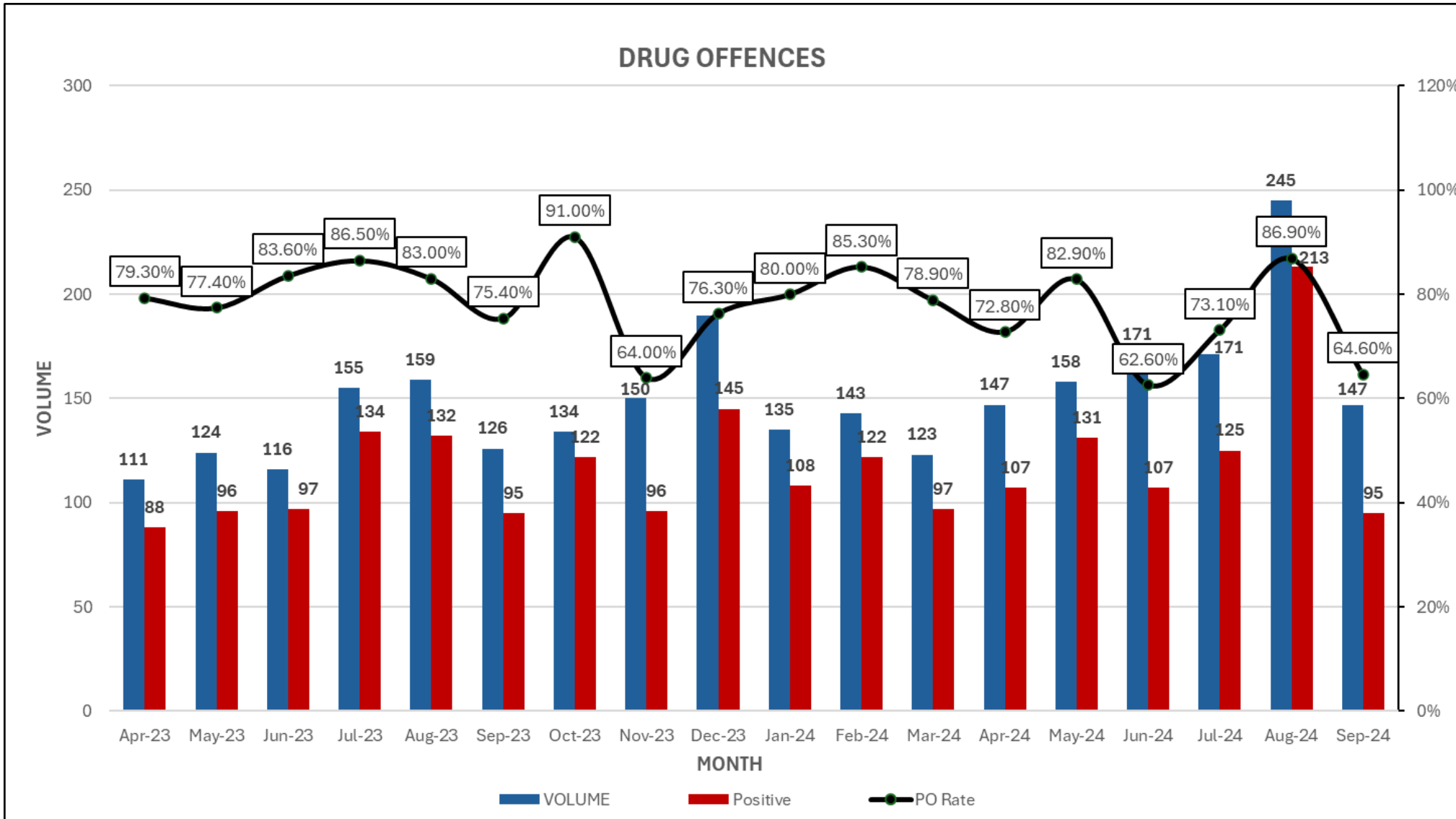






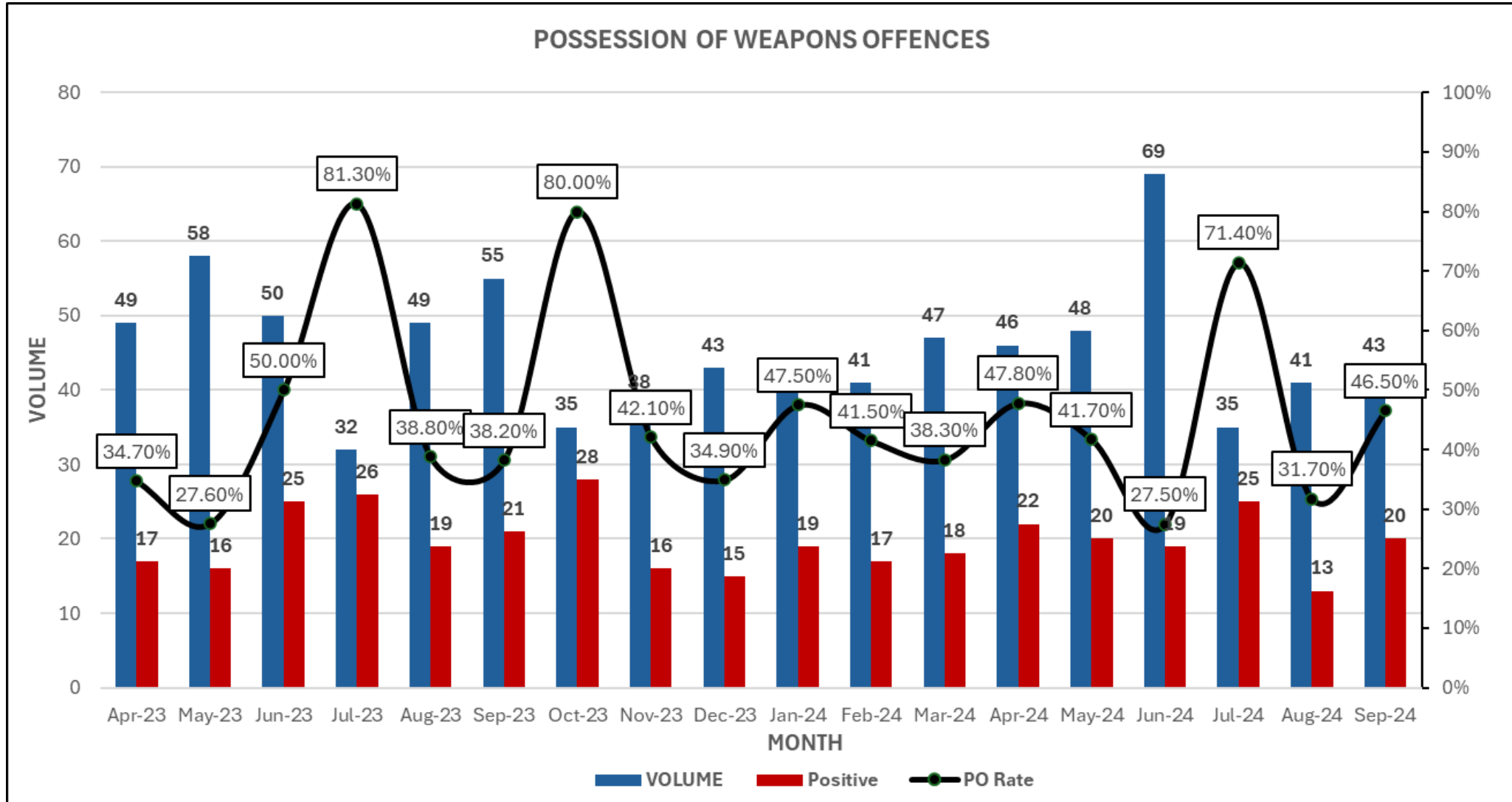
Burglary Residential (Home)

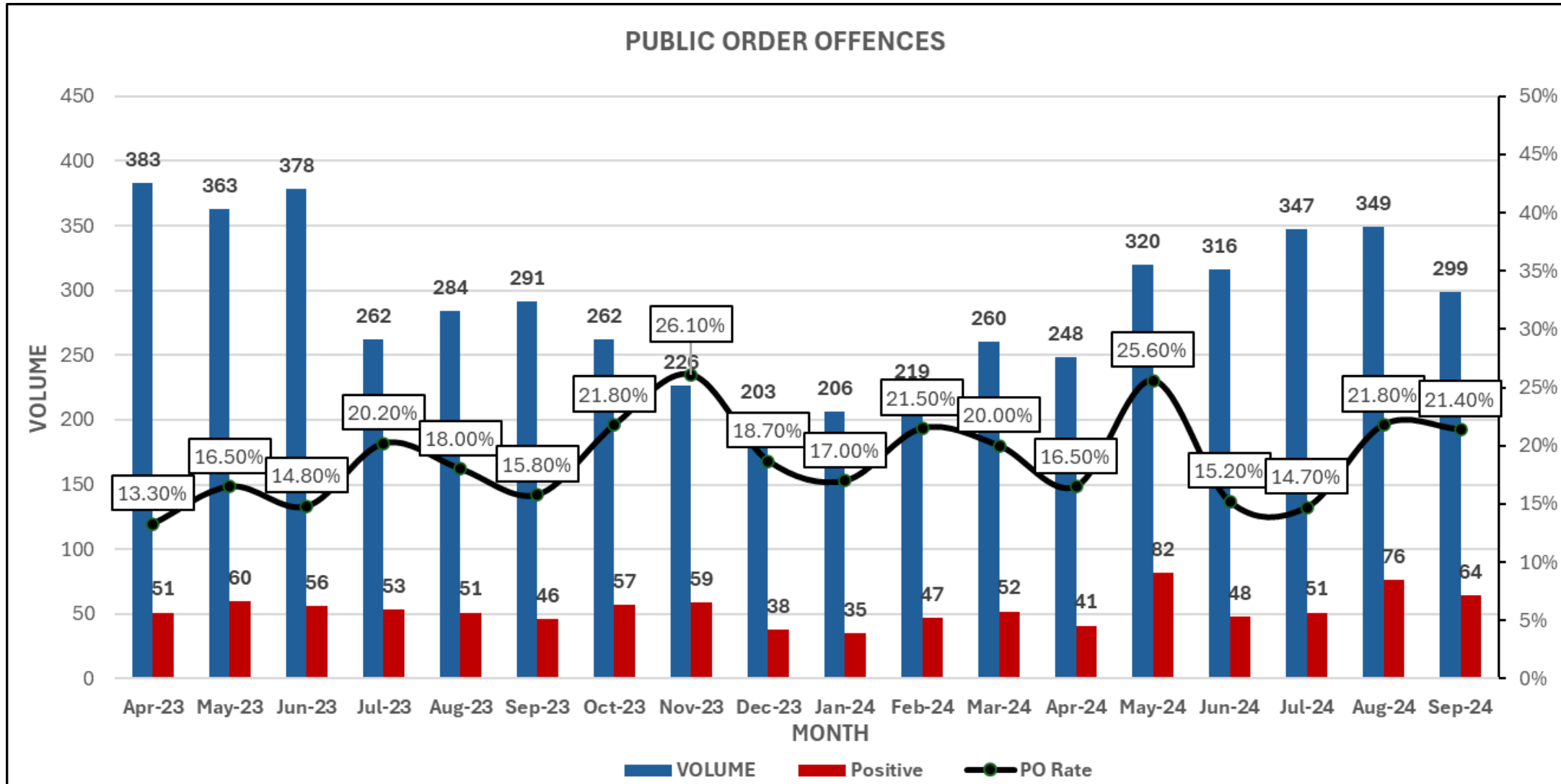
FYTD, there has been an 11.4% decrease in recorded crime and a 10.8pp increase in positive outcome rate.

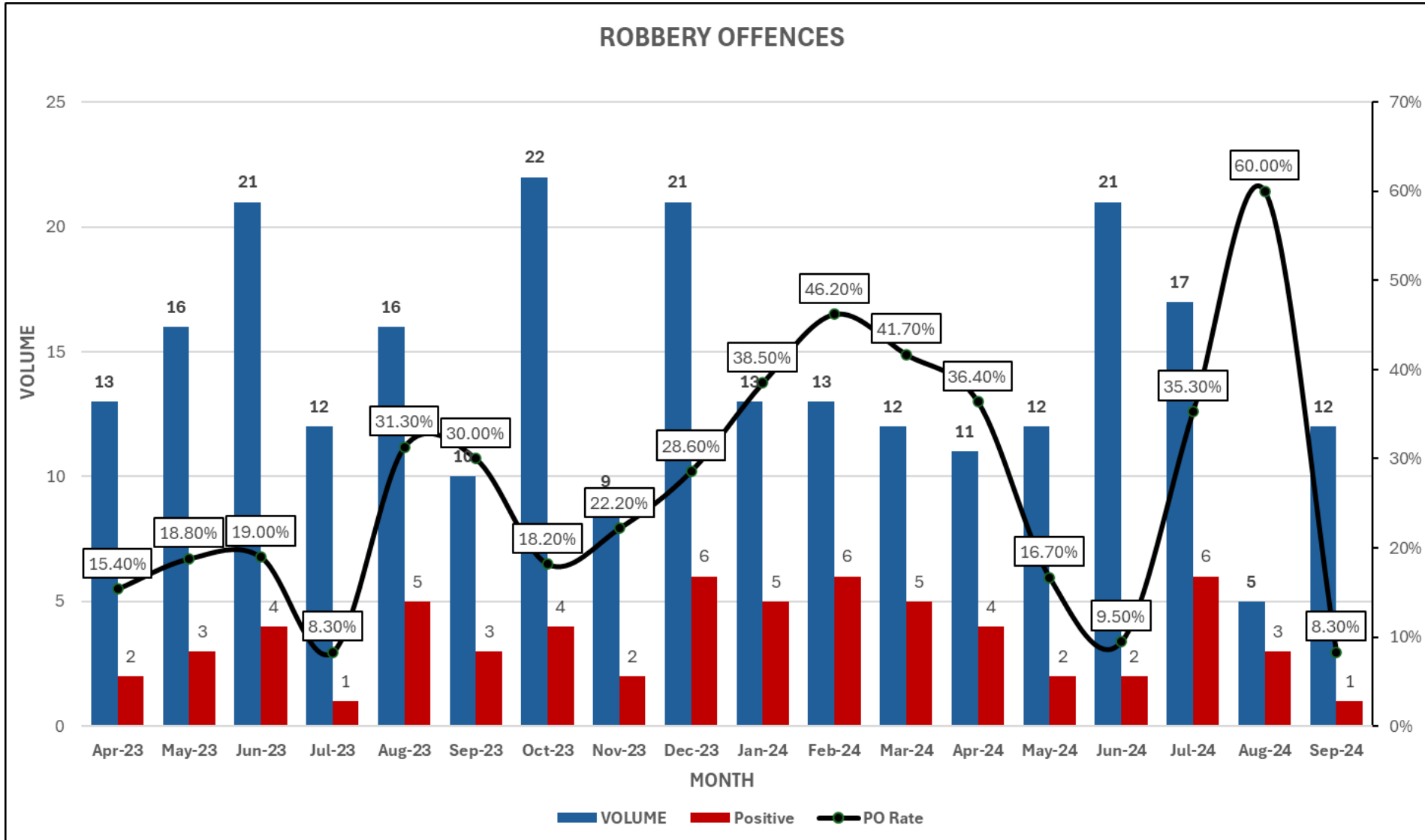


Drug Possession
 29.4% increase in drug possession FYTD – influenced by an increase in stop search activity (analysis shows strong correlation)

Possession of Weapons Offences

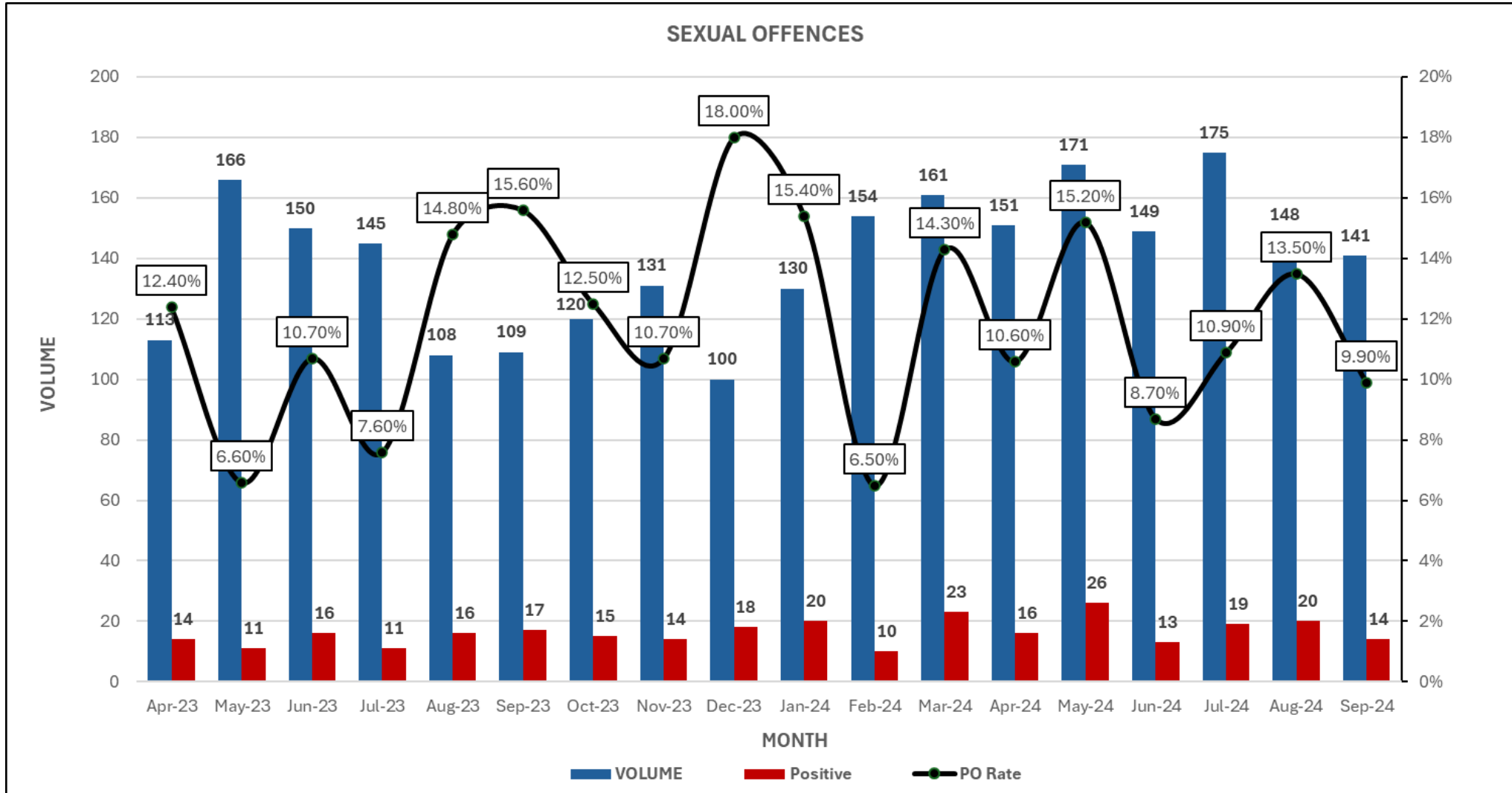






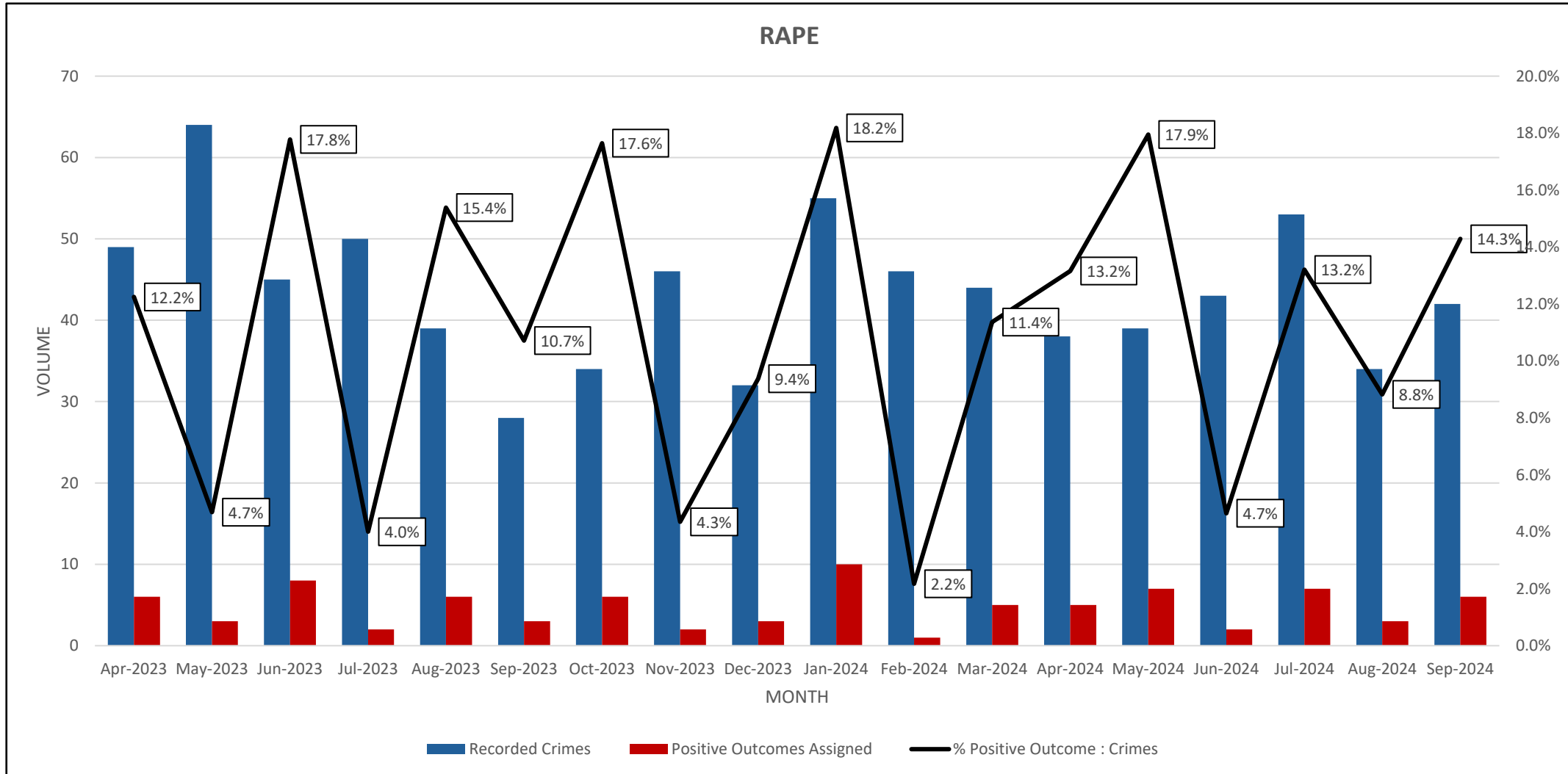
Personal Robbery Reduction KPI and governance has influenced a 22.9% reduction in Robbery FYTD.

Most recent national data (March 2024) shows Cumbria as having the second highest positive outcome rate nationally.

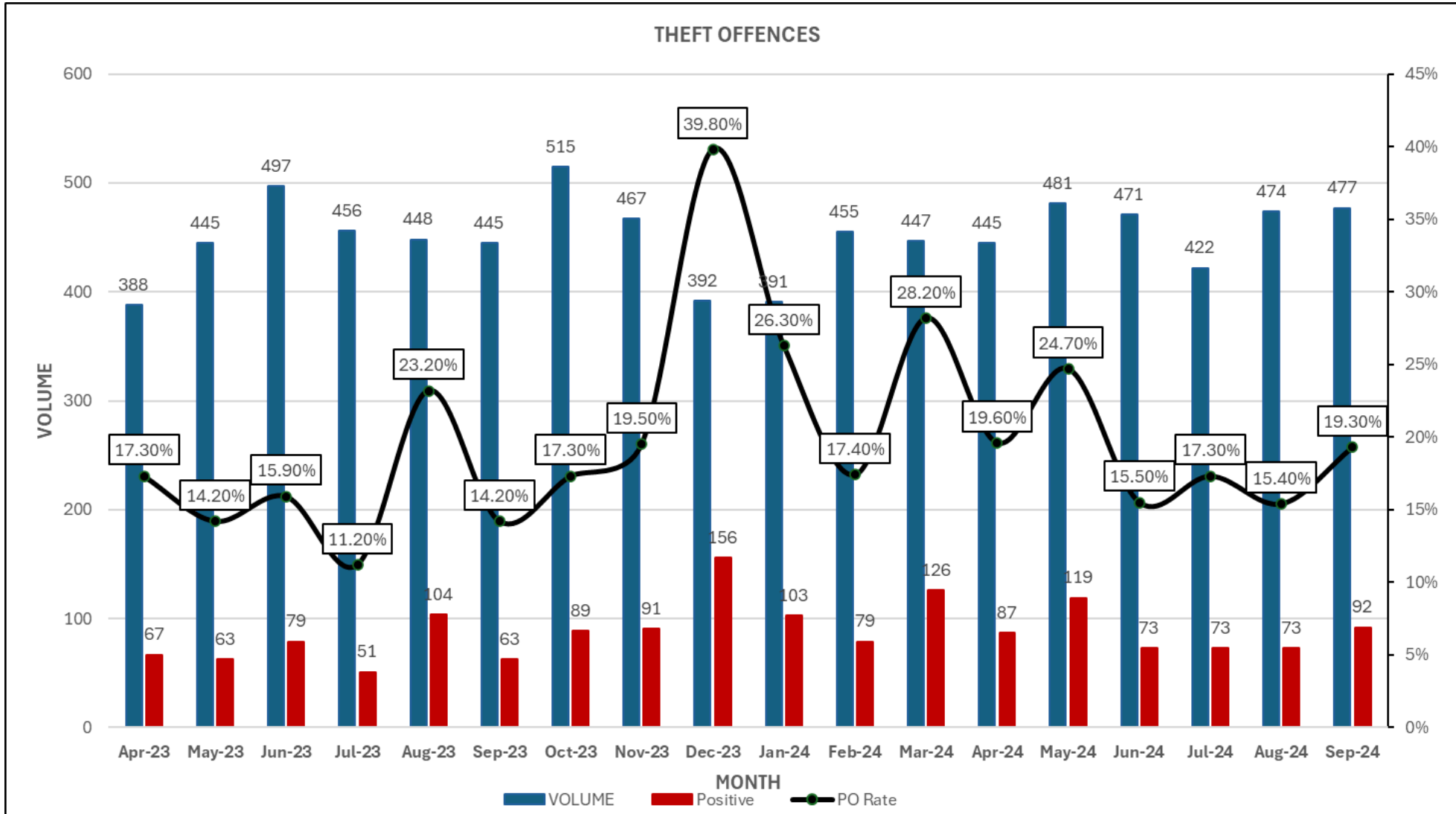


Other Sexual Offences
 31.8% increase FYTD, influenced by a change in crime counting rules (new offence under Online Safety Act)

Rape Offences



Theft Offences



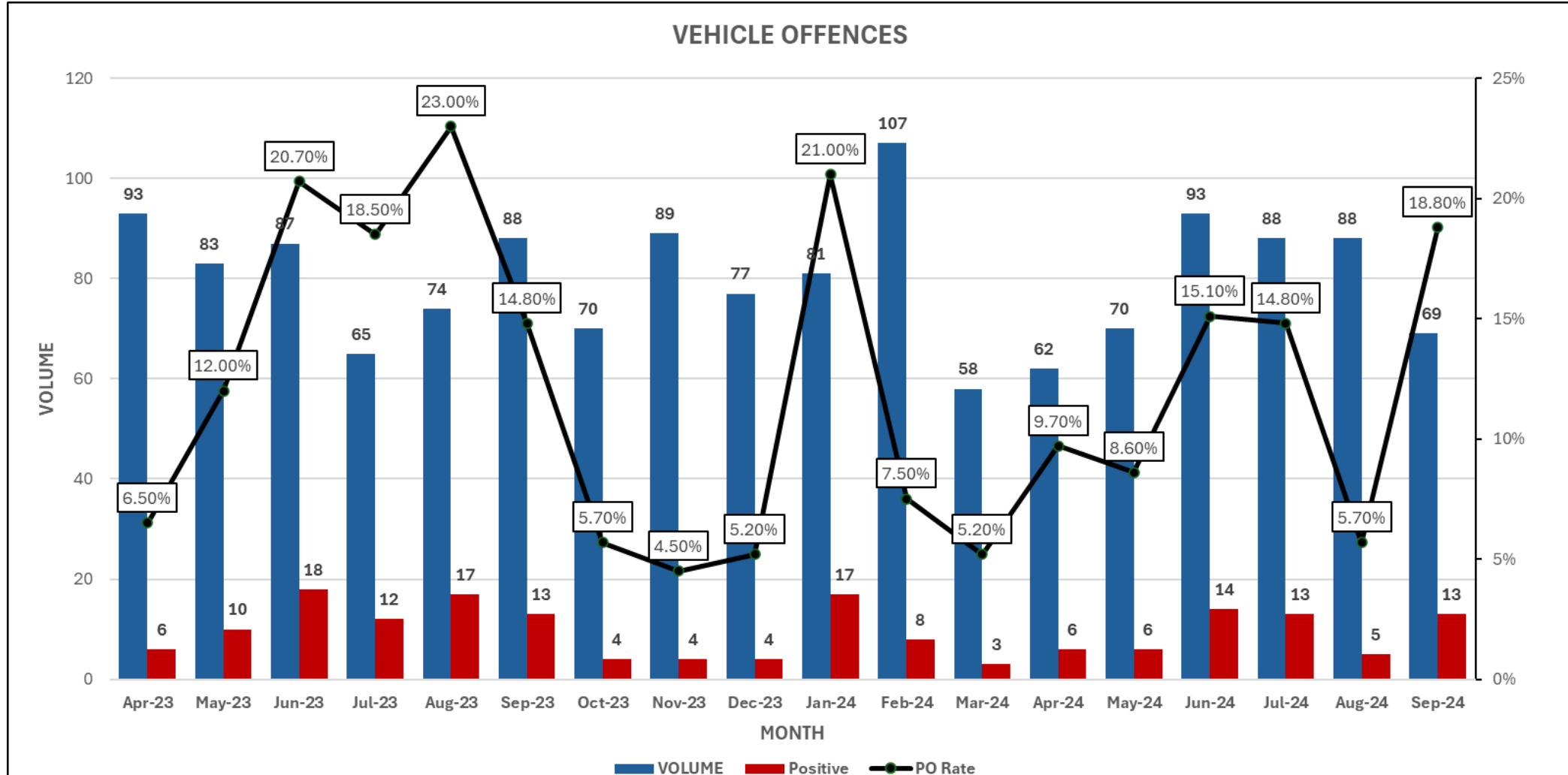
Shoplifting

19.3% increase, influenced by cost-of-living crisis.

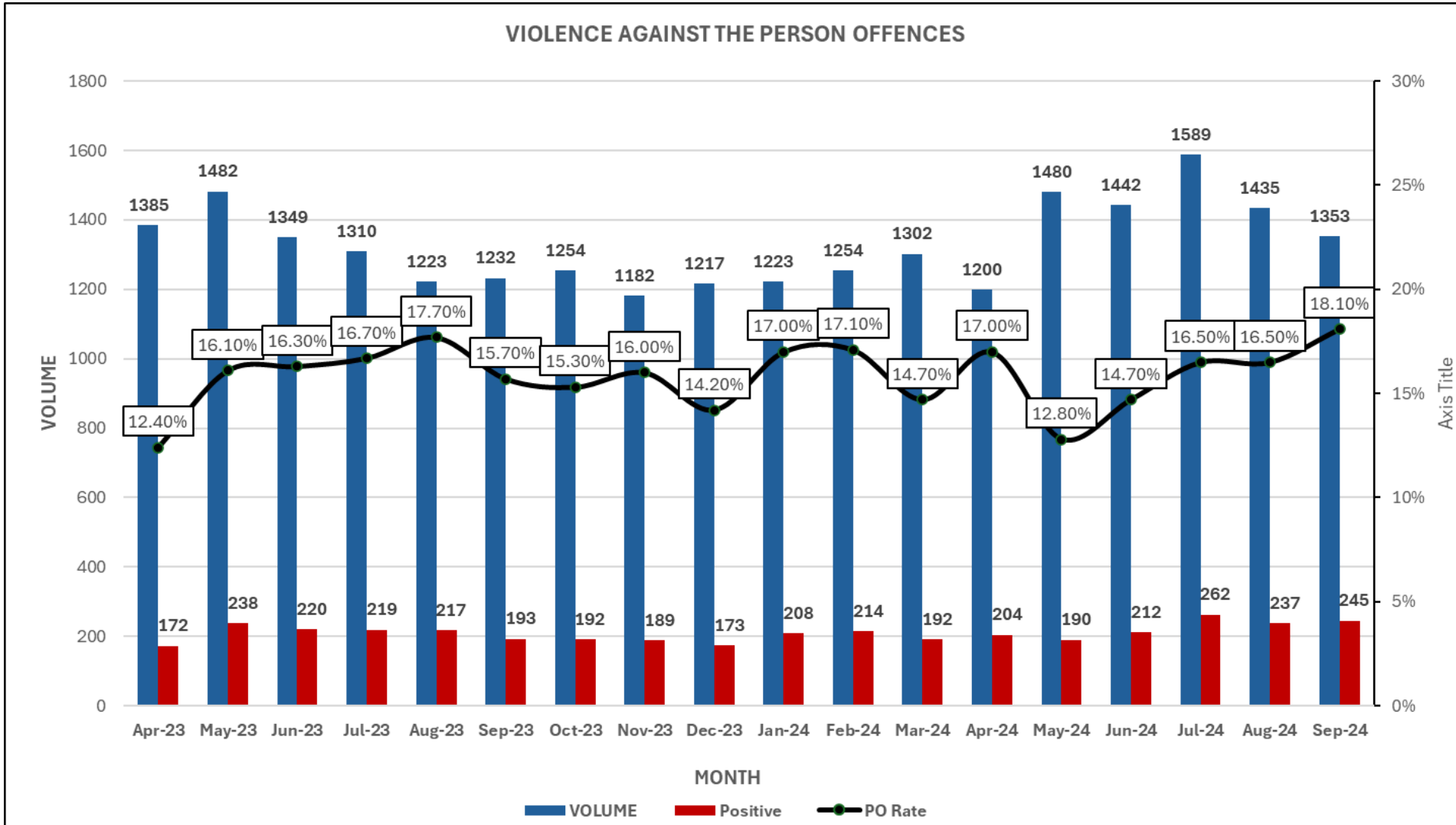
Every force nationally is seeing an increase. Most recent national data shows Cumbria as having 3rd lowest crime rate and 4th highest positive outcome rate.



Vehicle Offences



Violence Against the Person Offences

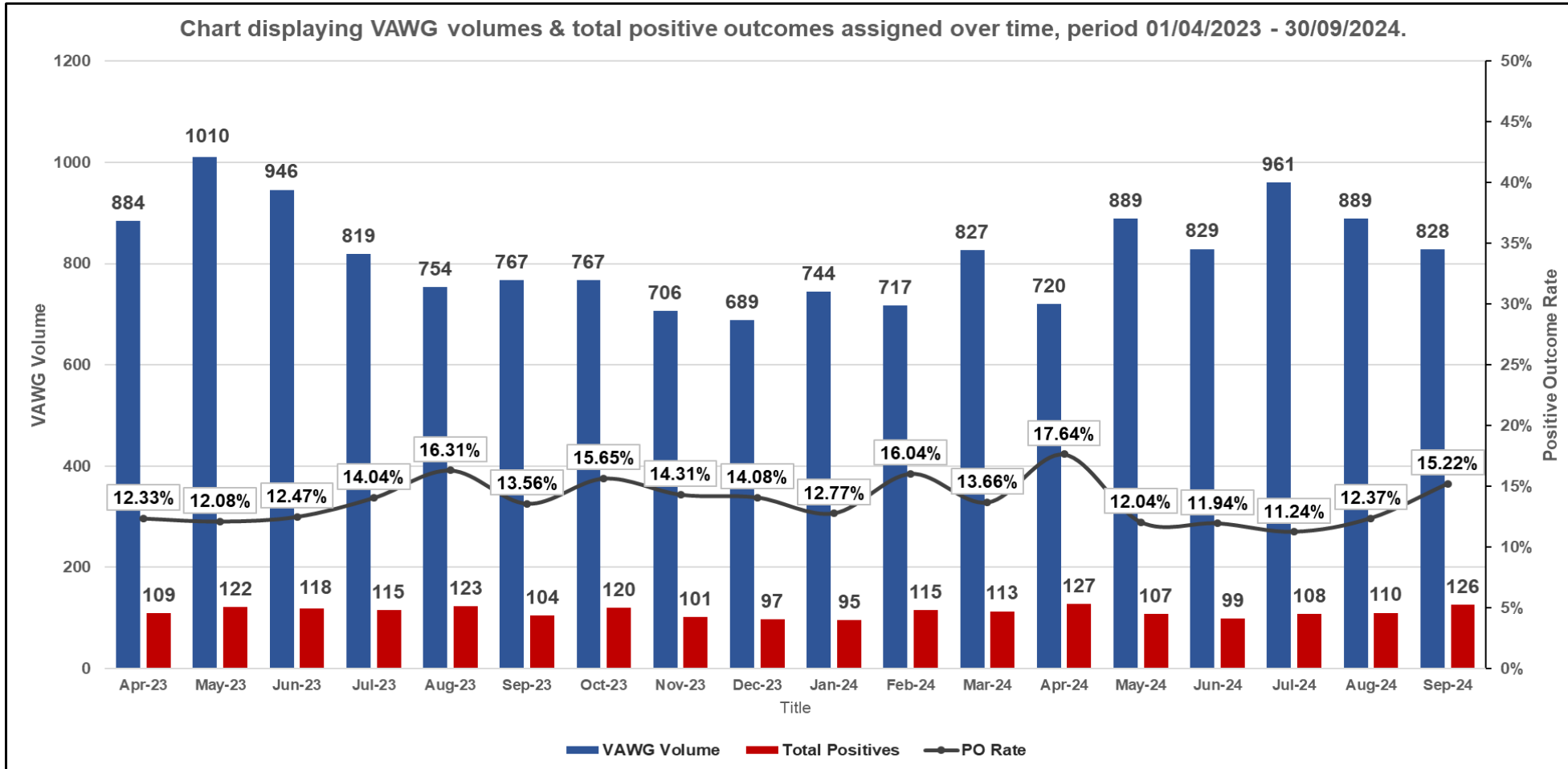


Violence without Injury

Most recent national data shows Cumbria as having the 4th highest outcome rate nationally (highest within Most Similar Group)



Violence Against Women & Girls (VAWG) Offences



VAWG definition

- Female victim
- Aged over 10 (girls classed as under 18)
- Perpetrator can be of any gender or age
- Home Office list of VAWG offences used
- Includes DA / Honour Based Abuse flagged offences



Offence Classification	Selected Period	Previous Year	% Change	Previous 3 Year Average	% Change
<input type="checkbox"/> VAWG_Offence_Category	4203	4254	-1.2%	4604	-8.7%
<input type="checkbox"/> Violence against the person	2673	2720	-1.7%	2868	-6.8%
<input type="checkbox"/> Public order offences	842	976	-13.7%	1140	-26.1%
<input type="checkbox"/> Sexual offences	688	558	23.3%	596	15.4%
<input type="checkbox"/> Other Offence with HBA or DA marker	913	926	-1.4%	941	-3.0%
<input type="checkbox"/> Violence against the person	598	610	-2.0%	634	-5.7%
<input type="checkbox"/> Arson and Criminal Damage	122	144	-15.3%	146	-16.4%
<input type="checkbox"/> Theft offences	56	58	-3.4%	58	-3.4%
<input type="checkbox"/> Fraud	27	29	-6.9%	23	17.4%
<input type="checkbox"/> Burglary	19	23	-17.4%	23	-17.4%
<input type="checkbox"/> Vehicle Offences	26	19	36.8%	16	62.5%
<input type="checkbox"/> Possession of weapons offences	13	17	-23.5%	10	30.0%
<input type="checkbox"/> Miscellaneous Crimes Against Society	38	16	137.5%	19	100.0%
<input type="checkbox"/> Reported Incidents	10	8	25.0%	9	11.1%
<input type="checkbox"/> Hate Incident	0	1	-100.0%	0	0.0%
<input type="checkbox"/> Robbery	4	1	300.0%	3	33.3%
<input type="checkbox"/> Sex Worker	1	0	0.0%	1	0.0%
<input type="checkbox"/> Exploitation Of Prostitution	1	0	0.0%	1	0.0%
Total	5117	5180	-1.2%	5545	-7.7%



Repeat Female DA Victims

Date Range	Repeat Female DA Victims (2 of more crimes in rolling 12 Month period)	Total Number of Crimes for repeat female victims	Average number of crimes per female repeat victim
FY 22/23	971	2605	2.7
FY 23/24	721	1993	2.8
FYTD September 2024	281	665	2.4
SPLY	357	865	2.4

Repeat DA Perpetrators (Male/Female)

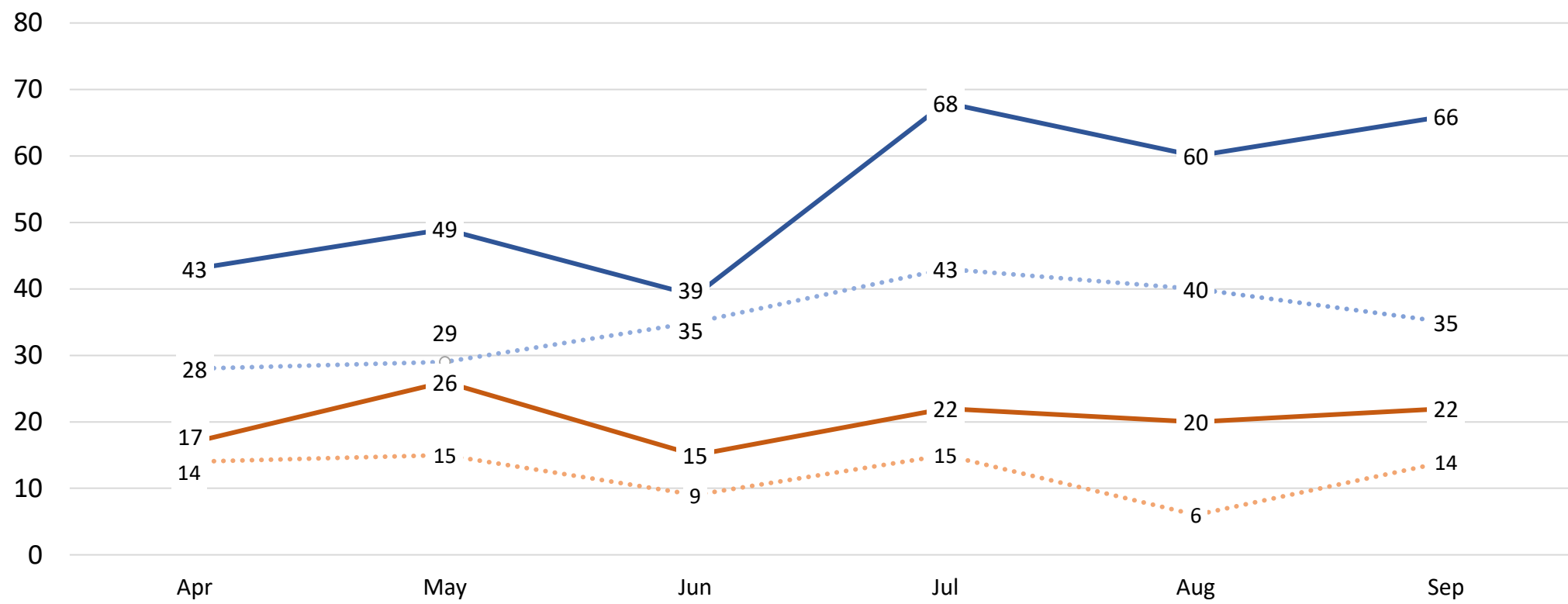
Date Range	Repeat DA perpetrators (2 of more crimes in rolling 12 Month period)	Total Number of Crimes for repeat perpetrators	Average number of crimes per perpetrators
FY 22/23	1355	3701	2.7
FY 23/24	1101	2957	2.7
FYTD September 2024	447	1184	2.6
SPLY	545	1314	2.4



DVDS: Type of Request FYTD Comparison



●●● Right to ask - 23/24
 —○— Right to ask - 24/25
 ●●● Right to know - 23/24
 —○— Right to know - 24/25



National Comparisons

Cumbria has a high application rate and high disclosure rate for DVDs in comparison with other forces.

This indicates good practice and a good understanding by officers / teams.

